



ARDEX AF 2365

Universal Flooring Adhesive

For installing all main floorcovering types

- Vinyl tiles and planks
- Textile
- Linoleum
- Vinyl sheet
- Rubber flooring up to 2.5mm
- Cushioned vinyl

Floorcoverings can be installed up to 40 minutes later

Solvent-free

Very low emissions

Green Label certified



ARDEX-QUICSEAL SINGAPORE PTE. LTD.

26 Tuas Ave 4 Singapore 639376

Telephone: +65 6861 7700

Fax: +65 6741 4666

Email: sales@ardex-quickseal.com

Website: www.ardex-quickseal.com

ARDEX AF 2365

Universal Flooring Adhesive

DESCRIPTION

Water-based, low odour, solvent free, acrylic, emulsion-based floorcovering adhesive for internal use. ARDEX AF 2365 meets the requirement guidelines for the EMI CODE licence 'EC1 PLUS', and Singapore Green Building Council, achieving the lowest possible emission limits.

USE

For the laying of

- LVT floorings
- textile floorings with latex foam backing, synthetic double or jute backing
- woven floorings
- needle fleece floorings
- linoleum
- rubber floorings up to 2,5 mm
- cushioned vinyl floorings on absorbent subfloors
- homogeneous and heterogeneous PVC floorings in planks and tiles on absorbent and non-absorbent subfloors.

ARDEX AF 2365 can be used with all ARDEX latex and water-based levelling and smoothing compounds in both commercial and domestic locations.

PRIMING

Priming is not required, however, on highly absorbent surfaces it can be advantageous to prime with ARDEX P 51 Priming and Bonding Agent diluted 1:3 with cold, clean water. This will maintain the working time and ensure maximum coverage of the adhesive.

SUBFLOOR PREPARATION

Subfloors must be level, permanently dry, solid and free from cracks, dirt and adhesion-inhibiting substances. Apply corresponding ARDEX levelling compounds to non-absorbent and uneven subfloors.

MIXING

ARDEX AF 2365 is ready for use, but for optimum performance the adhesive should be thoroughly mixed to ensure the even dispersion of polymers before application.

APPLICATION

ARDEX AF 2365 should be applied evenly to the suitably prepared substrate using the appropriate

serrated trowel, held approximately at a 60-degree angle to the subfloor to maximise coverage and avoid forming pools of adhesive. Floorcoverings should be applied directly into the wet adhesive on absorbent backgrounds after the airing time, between 10 - 20 minutes depending on ambient conditions, and floor covering type. Allowing the adhesive to air will improve early-stage grab. Only apply sufficient adhesive that can be covered within the working time. Periodically check that the adhesive has transferred to the rear of the floor covering.

Remove any air pockets with a cork board or rubbing tool whilst the adhesive is still wet and roll the flooring with a 68kg roller and/or a smoothing tool. Roll from side to side first and then end to end. Rolling will ensure good overall contact and minimise the potential for adhesive serration grin through.

Allow significant time for the adhesive bond to develop before wet cleaning commences, typically 48 hours at 20°C.

TECHNICAL DATA

Raw material base:	Acrylate dispersion
Airing time:	approx. 10 - 20 minutes
Working time:	approx. 20 - 30 minutes
Cleaning agent:	Water, before the adhesive starts to dry
Storage time:	12 months at room temperature

PACKAGING

ARDEX AF 2365 is packed in a 15 L (19.5 kg) plastic pail.

STORAGE




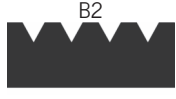
ARDEX AF 2365 should not be stored in direct contact with sun and protected from freezing. When stored under the correct conditions and unopened, it has a shelf life of 12 months.

ARDEX AF 2365

Universal Flooring Adhesive

COVERAGE

The average coverage per 15L pail is 57m² (approx. 250-550g/m²). The actual coverage achieved in practice is affected by application technique, as well as the texture and absorbency of the subfloor.

Flooring Type	Trowel Size	Coverage
CV Flooring	 A1	up to 78m ²
Vinyl Tiles Homogenous and Heterogeneous PVC Sheet Floorcoverings CV Floorcoverings Rubber Floorcoverings	 A2	up to 65m ²
Textile Floorcoverings	 B1	up to 49m ²
Textile and Woven Floorcoverings with heavy structured backing Fibre Bonded	 B2	up to 39m ²

Floorcovering Type	Airing Time	Working Time	Open time
Vinyl Sheet/CV	10-20 min	up to 40 min	up to 50 min
LVT	10-20 min	up to 30 min	up to 40 min
Rubber up to 2.5mm	5-10 min	up to 15min	up to 20 min
Linoleum	5-10 min	up to 10 min	up to 15 min
Textile	0-10 min	up to 25 min	up to 25 min

PRECAUTIONS

ARDEX AF 2365 is non-hazardous in normal usage, however, good hygiene practices should be followed. Avoid contact with skin; wash off with soap and water before drying takes place. In case of contact with eyes, rinse carefully and thoroughly with water and seek medical advice. In case of ingestion seek medical assistance according to the relevant Safety Datasheet for further information (available upon request and online at www.ardex-quickseal.com). Product contains isothiazolones. May produce an allergic reaction. For the latest technical or health and safety information on this product, consult the current product or health

and safety data sheet. The guidance from the flooring manufacturer should always be followed if different from the information contained in this Technical Data sheet.

DISCLAIMER

The technical datasheets are based on the latest information and given in good faith and represent the best of our knowledge and experience at the time of printing. They are primarily offered for user's consideration and evaluation. It is the responsibility of the user to conduct their own tests to validate the suitability of the products. It is also the responsibility of the user to ensure that the products are used and handled correctly and in accordance with any applicable standards, the product instructions and recommendations and only for the uses they are intended. As we have no control over site conditions and the execution of the work, we accept no liability for any loss or damage which may rise as a result thereof. We also reserve the right to update the information at any time without prior notice to you to reflect our ongoing research and development program.

Offices:

Malaysia:
ARDEX QUICSEAL MALAYSIA SDN. BHD.
72-2, Jalan Puteri 2/2 Bandar Puteri 47100,
Puchong, Selangor Darul Ehsan
Malaysia
Phone: +603 8051 0311
Email: sales.malaysia@ardex-quickseal.com

Thailand:
ARDEX (THAILAND) CO., LTD
969 2nd Floor, Moo 13, Soi 45, Bangna-Trad Road
Bangkaew, Bangplee, Samutprakarn 10540 Thailand
Telephone: +66 2316 3069 Fax: +66 2316 3075
Email: sales@ardex.co.th
Website: www.ardex.co.th

Vietnam:
Mobile: +84 901 351 308
Email: sales@ardex-quickseal.com

DEC 2022 T