



Ardex R90P Part A

ARDEX-QUICSEAL SINGAPORE PTE. LTD.

Chemwatch Hazard Alert Code: 2

Chemwatch: 7932-82

Version No: 2.1

Safety Data Sheet in accordance with SS 586-3:2022

Issue Date: 30/12/2024

Print Date: 14/01/2025

S.GHS.SGP.EN.E

SECTION 1 Identification of the substance / mixture and of the company / undertaking

Product Identifier

Product name	Ardex R90P Part A
Chemical Name	Not Applicable
Synonyms	Not Available
Chemical formula	Not Applicable
Other means of identification	Not Available

Relevant identified uses of the substance or mixture and uses advised against

Relevant identified uses	Use according to manufacturer's directions.
--------------------------	---

Details of the manufacturer or supplier of the safety data sheet

Registered company name	ARDEX-QUICSEAL SINGAPORE PTE. LTD.
Address	26 Tuas Avenue 4 639376 Singapore
Telephone	+65 6861 7700
Fax	+65 6741 4666
Website	www.ardex-quicseal.com
Email	marketing@ardex-quicseal.com

Emergency telephone number

Association / Organisation	ARDEX-QUICSEAL SINGAPORE PTE. LTD.
Emergency telephone number(s)	+65 6861 7700
Other emergency telephone number(s)	Not Available

SECTION 2 Hazards identification

Classification of the substance or mixture

Classification	Skin Corrosion/Irritation Category 2, Serious Eye Damage/Eye Irritation Category 2, Specific Target Organ Toxicity - Single Exposure (Respiratory Tract Irritation) Category 3, Reproductive Toxicity Category 2
----------------	--

Label elements

Hazard pictogram(s)	
---------------------	--

Signal word	Warning
-------------	---------

Hazard statement(s)

H315	Causes skin irritation.
H319	Causes serious eye irritation.
H335	May cause respiratory irritation.
H361	Suspected of damaging fertility or the unborn child.

Precautionary statement(s) Prevention

P201	Obtain special instructions before use.
P271	Use only outdoors or in a well-ventilated area.
P280	Wear protective gloves, protective clothing, eye protection and face protection.
P261	Avoid breathing mist/vapours/spray.
P264	Wash all exposed external body areas thoroughly after handling.

Precautionary statement(s) Response

P308+P313	IF exposed or concerned: Get medical advice/ attention.
P305+P351+P338	IF IN EYES: Rinse cautiously with water for several minutes. Remove contact lenses, if present and easy to do. Continue rinsing.
P312	Call a POISON CENTER/doctor/physician/first aider/if you feel unwell.
P337+P313	If eye irritation persists: Get medical advice/attention.
P302+P352	IF ON SKIN: Wash with plenty of water.
P304+P340	IF INHALED: Remove person to fresh air and keep comfortable for breathing.
P332+P313	If skin irritation occurs: Get medical advice/attention.
P362+P364	Take off contaminated clothing and wash it before reuse.

Precautionary statement(s) Storage

P405	Store locked up.
P403+P233	Store in a well-ventilated place. Keep container tightly closed.

Precautionary statement(s) Disposal

P501	Dispose of contents/container to authorised hazardous or special waste collection point in accordance with any local regulation.
------	--

Other hazards

Inhalation and/or ingestion may produce health damage*.

Cumulative effects may result following exposure*.

Limited evidence of a carcinogenic effect*.

Possible skin sensitizer*.

Repeated exposure potentially causes skin dryness and cracking*.

Vapours potentially cause drowsiness and dizziness*.

HARMFUL: may cause lung damage if swallowed

SECTION 3 Composition / information on ingredients**Substances**

See section below for composition of Mixtures

Mixtures

CAS No	% [weight]	Name	Synonyms	Chemical formula
8001-79-4	32	<u>castor oil</u>	C18-H34-O3; aromatic castor oil; Cosmetol Gold Bond Neoloid; Oil of Palma Christi; phorbyol ricinus oil; ricinus oil; tangantangan oil; Baker Crystal O; triglyceride of ricinoleic acid ester; dehydrated castor oil; castor oil, dehydrated; caster (sic) oil; raw castor oil; vegetable oil; Gold Cross Castor Oil; Castor Oil	C57H104O9

Continued...

CAS No	% [weight]	Name	Synonyms	Chemical formula
28553-12-0	8	<u>diisononyl phthalate</u>	C26-H42-O4; phthalic acid, diisononyl ester; bis(isononyl)phthalate; DINP; DiisoNP; 1,2 benzenedicarboxylic acid, diisononyl ester; 1,2-benzenedicarboxylic acid, di-C8-10-branched alkyl esters, C9-rich (CAS RN: 68515-48-0); 1,2-benzenedicarboxylic acid, di-C8-10-branched alkyl esters; Jayflex DINP-E; Palatinol DINP; Huls Vestinol 9 DINP Plasticiser	C26H42O4
25265-77-4	2	<u>2,2,4-trimethyl-1,3-pentanediol monoisobutyrate</u>	C12-H24-O3; trimethyl pentanediol mono isobutyrate; 2,2,4-trimethyl, 1,3-pentanediol monoisobutyrate; 2,2,4-trimethylpentane-1,3-diol monoisobutyrate; 2,2,4-trimethyl-1,3-pentanediol mono(2-methylpropanoate); 1,3-pentanediol, 2,2,4-trimethyl, monoisobutyrate; propanoic acid, methyl-, monoester of 2,2,4-trimethyl-1,3 pentanediol; isobutryaldehyde Tishchenko trimer; 2,2,4-trimethyl-1,3-pentanediolmonoisobutyrate; 2-methylpropionsaeure-2,2,4-trimethyl-1,3-pentandiester; isobuttersaeure-2,2,4-trimethyl-1,3-pentandiester; Chissocizer CS-12 CS12 NX-795 EN-250; Texanol Ester-Alcohol ester alcohol; Kyowanol M; coalescing solvent agent; UCAR IBT filmer; Bistex; RUANTA C-12; Draganol 250; Texanol; Texanol CS-12; Ucar Filmer IBT; Perstop NX 795	C12H24O3
7732-18-5	58	<u>water</u>	dihydrogen oxide; H2O; distilled water; aqua; demineralised water; caustic soda liquid; Aquafina; hydrogen oxide (H2O); UltrexII Ultrapure; 1W001; 1W020; 1W021; 97019; 98989; 124185; Distilled water for Secondary Batteries	H2O

SECTION 4 First aid measures

Description of first aid measures

Eye Contact	<p>If this product comes in contact with the eyes:</p> <ul style="list-style-type: none"> ▶ Wash out immediately with fresh running water. ▶ Ensure complete irrigation of the eye by keeping eyelids apart and away from eye and moving the eyelids by occasionally lifting the upper and lower lids. ▶ Seek medical attention without delay; if pain persists or recurs seek medical attention. ▶ Removal of contact lenses after an eye injury should only be undertaken by skilled personnel.
Skin Contact	<p>If skin contact occurs:</p> <ul style="list-style-type: none"> ▶ Immediately remove all contaminated clothing, including footwear. ▶ Flush skin and hair with running water (and soap if available). ▶ Seek medical attention in event of irritation. <p>For thermal burns:</p> <ul style="list-style-type: none"> ▶ Decontaminate area around burn. ▶ Consider the use of cold packs and topical antibiotics. <p>For first-degree burns (affecting top layer of skin)</p> <ul style="list-style-type: none"> ▶ Hold burned skin under cool (not cold) running water or immerse in cool water until pain subsides. ▶ Use compresses if running water is not available. ▶ Cover with sterile non-adhesive bandage or clean cloth. ▶ Do NOT apply butter or ointments; this may cause infection. ▶ Give over-the counter pain relievers if pain increases or swelling, redness, fever occur. <p>For second-degree burns (affecting top two layers of skin)</p> <ul style="list-style-type: none"> ▶ Cool the burn by immerse in cold running water for 10-15 minutes. ▶ Use compresses if running water is not available. ▶ Do NOT apply ice as this may lower body temperature and cause further damage. ▶ Do NOT break blisters or apply butter or ointments; this may cause infection. ▶ Protect burn by cover loosely with sterile, nonstick bandage and secure in place with gauze or tape. <p>To prevent shock: (unless the person has a head, neck, or leg injury, or it would cause discomfort):</p> <ul style="list-style-type: none"> ▶ Lay the person flat. ▶ Elevate feet about 12 inches. ▶ Elevate burn area above heart level, if possible. ▶ Cover the person with coat or blanket. ▶ Seek medical assistance. <p>For third-degree burns</p> <p>Seek immediate medical or emergency assistance.</p> <p>In the mean time:</p> <ul style="list-style-type: none"> ▶ Protect burn area cover loosely with sterile, nonstick bandage or, for large areas, a sheet or other material that will not leave lint in wound. ▶ Separate burned toes and fingers with dry, sterile dressings. ▶ Do not soak burn in water or apply ointments or butter; this may cause infection. ▶ To prevent shock see above. ▶ For an airway burn, do not place pillow under the person's head when the person is lying down. This can close the airway. ▶ Have a person with a facial burn sit up. ▶ Check pulse and breathing to monitor for shock until emergency help arrives.
Inhalation	<ul style="list-style-type: none"> ▶ If fumes or combustion products are inhaled remove from contaminated area. ▶ Lay patient down. Keep warm and rested. ▶ Prostheses such as false teeth, which may block airway, should be removed, where possible, prior to initiating first aid procedures.

	<ul style="list-style-type: none"> ▶ Apply artificial respiration if not breathing, preferably with a demand valve resuscitator, bag-valve mask device, or pocket mask as trained. Perform CPR if necessary. ▶ Transport to hospital, or doctor, without delay.
Ingestion	<ul style="list-style-type: none"> ▶ If swallowed do NOT induce vomiting. ▶ If vomiting occurs, lean patient forward or place on left side (head-down position, if possible) to maintain open airway and prevent aspiration. ▶ Observe the patient carefully. ▶ Never give liquid to a person showing signs of being sleepy or with reduced awareness; i.e. becoming unconscious. ▶ Give water to rinse out mouth, then provide liquid slowly and as much as casualty can comfortably drink. ▶ Seek medical advice.

Indication of any immediate medical attention and special treatment needed

Treat symptomatically.

for simple esters:

BASIC TREATMENT

- ▶ Establish a patent airway with suction where necessary.
- ▶ Watch for signs of respiratory insufficiency and assist ventilation as necessary.
- ▶ Administer oxygen by non-rebreather mask at 10 to 15 l/min.
- ▶ Monitor and treat, where necessary, for pulmonary oedema .
- ▶ Monitor and treat, where necessary, for shock.
- ▶ **DO NOT use emetics.** Where ingestion is suspected rinse mouth and give up to 200 ml water (5 ml/kg recommended) for dilution where patient is able to swallow, has a strong gag reflex and does not drool.
- ▶ Give activated charcoal.

ADVANCED TREATMENT

- ▶ Consider orotracheal or nasotracheal intubation for airway control in unconscious patient or where respiratory arrest has occurred.
- ▶ Positive-pressure ventilation using a bag-valve mask might be of use.
- ▶ Monitor and treat, where necessary, for arrhythmias.
- ▶ Start an IV D5W TKO. If signs of hypovolaemia are present use lactated Ringers solution. Fluid overload might create complications.
- ▶ Drug therapy should be considered for pulmonary oedema.
- ▶ Hypotension with signs of hypovolaemia requires the cautious administration of fluids. Fluid overload might create complications.
- ▶ Treat seizures with diazepam.
- ▶ Proparacaine hydrochloride should be used to assist eye irrigation.

EMERGENCY DEPARTMENT

- ▶ Laboratory analysis of complete blood count, serum electrolytes, BUN, creatinine, glucose, urinalysis, baseline for serum aminotransferases (ALT and AST), calcium, phosphorus and magnesium, may assist in establishing a treatment regime. Other useful analyses include anion and osmolar gaps, arterial blood gases (ABGs), chest radiographs and electrocardiograph.
- ▶ Positive end-expiratory pressure (PEEP)-assisted ventilation may be required for acute parenchymal injury or adult respiratory distress syndrome.
- ▶ Consult a toxicologist as necessary.

BRONSTEIN, A.C. and CURRANCE, P.L. *EMERGENCY CARE FOR HAZARDOUS MATERIALS EXPOSURE: 2nd Ed. 1994*

SECTION 5 Firefighting measures

Extinguishing media

The product contains a substantial proportion of water, therefore there are no restrictions on the type of extinguishing media which may be used. Choice of extinguishing media should take into account surrounding areas.

Though the material is non-combustible, evaporation of water from the mixture, caused by the heat of nearby fire, may produce floating layers of combustible substances.

In such an event consider:

- ▶ foam.
- ▶ dry chemical powder.
- ▶ carbon dioxide.

Special hazards arising from the substrate or mixture

Fire Incompatibility	None known.
-----------------------------	-------------

Advice for firefighters

Fire Fighting

- ▶ Alert Fire Brigade and tell them location and nature of hazard.
- ▶ Wear breathing apparatus plus protective gloves in the event of a fire.
- ▶ Prevent, by any means available, spillage from entering drains or water courses.
- ▶ Use fire fighting procedures suitable for surrounding area.
- ▶ **DO NOT** approach containers suspected to be hot.
- ▶ Cool fire exposed containers with water spray from a protected location.
- ▶ If safe to do so, remove containers from path of fire.

Ardex R90P Part A

	<ul style="list-style-type: none"> ▶ Equipment should be thoroughly decontaminated after use.
Fire/Explosion Hazard	<ul style="list-style-type: none"> ▶ The material is not readily combustible under normal conditions. ▶ However, it will break down under fire conditions and the organic component may burn. ▶ Not considered to be a significant fire risk. ▶ Heat may cause expansion or decomposition with violent rupture of containers. ▶ Decomposes on heating and may produce toxic fumes of carbon monoxide (CO). ▶ May emit acrid smoke. <p>Decomposes on heating and produces toxic fumes of: carbon dioxide (CO₂) acrolein nitrogen oxides (NO_x) other pyrolysis products typical of burning organic material. May emit poisonous fumes. May emit corrosive fumes.</p> <p>CARE: Water in contact with hot liquid may cause foaming and a steam explosion with wide scattering of hot oil and possible severe burns. Foaming may cause overflow of containers and may result in possible fire.</p>

SECTION 6 Accidental release measures

Personal precautions, protective equipment and emergency procedures

See section 8

Environmental precautions

See section 12

Methods and material for containment and cleaning up

Minor Spills	<p>Environmental hazard - contain spillage. Slippery when spilt.</p> <ul style="list-style-type: none"> ▶ Clean up all spills immediately. ▶ Avoid breathing vapours and contact with skin and eyes. ▶ Control personal contact with the substance, by using protective equipment. ▶ Contain and absorb spill with sand, earth, inert material or vermiculite. ▶ Wipe up. ▶ Place in a suitable, labelled container for waste disposal.
Major Spills	<p>Environmental hazard - contain spillage. Slippery when spilt. Moderate hazard.</p> <ul style="list-style-type: none"> ▶ Clear area of personnel and move upwind. ▶ Alert Fire Brigade and tell them location and nature of hazard. ▶ Wear breathing apparatus plus protective gloves. ▶ Prevent, by any means available, spillage from entering drains or water course. ▶ Stop leak if safe to do so. ▶ Contain spill with sand, earth or vermiculite. ▶ Collect recoverable product into labelled containers for recycling. ▶ Neutralise/decontaminate residue (see Section 13 for specific agent). ▶ Collect solid residues and seal in labelled drums for disposal. ▶ Wash area and prevent runoff into drains. ▶ After clean up operations, decontaminate and launder all protective clothing and equipment before storing and re-using. ▶ If contamination of drains or waterways occurs, advise emergency services.

Personal Protective Equipment advice is contained in Section 8 of the SDS.

SECTION 7 Handling and storage

Precautions for safe handling

Safe handling	<ul style="list-style-type: none"> ▶ DO NOT allow clothing wet with material to stay in contact with skin ▶ Avoid all personal contact, including inhalation. ▶ Wear protective clothing when risk of exposure occurs. ▶ Use in a well-ventilated area. ▶ Prevent concentration in hollows and sumps. ▶ DO NOT enter confined spaces until atmosphere has been checked. ▶ DO NOT allow material to contact humans, exposed food or food utensils. ▶ Avoid contact with incompatible materials. ▶ When handling, DO NOT eat, drink or smoke. ▶ Keep containers securely sealed when not in use. ▶ Avoid physical damage to containers. ▶ Always wash hands with soap and water after handling. ▶ Work clothes should be laundered separately. Launder contaminated clothing before re-use. ▶ Use good occupational work practice. ▶ Observe manufacturer's storage and handling recommendations contained within this SDS.
----------------------	--

Continued...

	<ul style="list-style-type: none"> ▶ Atmosphere should be regularly checked against established exposure standards to ensure safe working conditions are maintained.
Other information	<ul style="list-style-type: none"> ▶ Store in original containers. ▶ Keep containers securely sealed. ▶ Store in a cool, dry, well-ventilated area. ▶ Store away from incompatible materials and foodstuff containers. ▶ Protect containers against physical damage and check regularly for leaks. ▶ Observe manufacturer's storage and handling recommendations contained within this SDS.

Conditions for safe storage, including any incompatibilities

Suitable container	<ul style="list-style-type: none"> ▶ DO NOT use aluminium or galvanised containers ▶ Polyethylene or polypropylene container. ▶ Packing as recommended by manufacturer. ▶ Check all containers are clearly labelled and free from leaks.
Storage incompatibility	None known

SECTION 8 Exposure controls / personal protection

Control parameters

Occupational Exposure Limits (OEL)

INGREDIENT DATA

Not Available

Ingredient	Original IDLH	Revised IDLH
castor oil	Not Available	Not Available
diisononyl phthalate	Not Available	Not Available
2,2,4-trimethyl-1,3-pentanediol monoisobutyrate	Not Available	Not Available
water	Not Available	Not Available

Occupational Exposure Banding

Ingredient	Occupational Exposure Band Rating	Occupational Exposure Band Limit
castor oil	C	> 1 to ≤ 10 parts per million (ppm)
diisononyl phthalate	C	> 1 to ≤ 10 parts per million (ppm)

Notes: Occupational exposure banding is a process of assigning chemicals into specific categories or bands based on a chemical's potency and the adverse health outcomes associated with exposure. The output of this process is an occupational exposure band (OEB), which corresponds to a range of exposure concentrations that are expected to protect worker health.

Exposure controls

Appropriate engineering controls	<p>Engineering controls are used to remove a hazard or place a barrier between the worker and the hazard. Well-designed engineering controls can be highly effective in protecting workers and will typically be independent of worker interactions to provide this high level of protection.</p> <p>The basic types of engineering controls are:</p> <ul style="list-style-type: none"> Process controls which involve changing the way a job activity or process is done to reduce the risk. Enclosure and/or isolation of emission source which keeps a selected hazard "physically" away from the worker and ventilation that strategically "adds" and "removes" air in the work environment. Ventilation can remove or dilute an air contaminant if designed properly. The design of a ventilation system must match the particular process and chemical or contaminant in use. Employers may need to use multiple types of controls to prevent employee overexposure. <p>Local exhaust ventilation usually required. If risk of overexposure exists, wear approved respirator. Correct fit is essential to obtain adequate protection. Supplied-air type respirator may be required in special circumstances. Correct fit is essential to ensure adequate protection.</p> <p>An approved self contained breathing apparatus (SCBA) may be required in some situations.</p> <p>Provide adequate ventilation in warehouse or closed storage area. Air contaminants generated in the workplace possess varying "escape" velocities which, in turn, determine the "capture velocities" of fresh circulating air required to effectively remove the contaminant.</p>										
	<table border="1"> <thead> <tr> <th>Type of Contaminant:</th> <th>Air Speed:</th> </tr> </thead> <tbody> <tr> <td>solvent, vapours, degreasing etc., evaporating from tank (in still air).</td> <td>0.25-0.5 m/s (50-100 f/min.)</td> </tr> <tr> <td>aerosols, fumes from pouring operations, intermittent container filling, low speed conveyer transfers, welding, spray drift, plating acid fumes, pickling (released at low velocity into zone of active generation)</td> <td>0.5-1 m/s (100-200 f/min.)</td> </tr> <tr> <td>direct spray, spray painting in shallow booths, drum filling, conveyer loading, crusher dusts, gas discharge (active generation into zone of rapid air motion)</td> <td>1-2.5 m/s (200-500 f/min.)</td> </tr> <tr> <td>grinding, abrasive blasting, tumbling, high speed wheel generated dusts (released at high initial velocity into zone of very high rapid air motion).</td> <td>2.5-10 m/s (500-2000 f/min.)</td> </tr> </tbody> </table>	Type of Contaminant:	Air Speed:	solvent, vapours, degreasing etc., evaporating from tank (in still air).	0.25-0.5 m/s (50-100 f/min.)	aerosols, fumes from pouring operations, intermittent container filling, low speed conveyer transfers, welding, spray drift, plating acid fumes, pickling (released at low velocity into zone of active generation)	0.5-1 m/s (100-200 f/min.)	direct spray, spray painting in shallow booths, drum filling, conveyer loading, crusher dusts, gas discharge (active generation into zone of rapid air motion)	1-2.5 m/s (200-500 f/min.)	grinding, abrasive blasting, tumbling, high speed wheel generated dusts (released at high initial velocity into zone of very high rapid air motion).	2.5-10 m/s (500-2000 f/min.)
Type of Contaminant:	Air Speed:										
solvent, vapours, degreasing etc., evaporating from tank (in still air).	0.25-0.5 m/s (50-100 f/min.)										
aerosols, fumes from pouring operations, intermittent container filling, low speed conveyer transfers, welding, spray drift, plating acid fumes, pickling (released at low velocity into zone of active generation)	0.5-1 m/s (100-200 f/min.)										
direct spray, spray painting in shallow booths, drum filling, conveyer loading, crusher dusts, gas discharge (active generation into zone of rapid air motion)	1-2.5 m/s (200-500 f/min.)										
grinding, abrasive blasting, tumbling, high speed wheel generated dusts (released at high initial velocity into zone of very high rapid air motion).	2.5-10 m/s (500-2000 f/min.)										

Ardex R90P Part A

Within each range the appropriate value depends on:

Lower end of the range	Upper end of the range
1: Room air currents minimal or favourable to capture	1: Disturbing room air currents
2: Contaminants of low toxicity or of nuisance value only.	2: Contaminants of high toxicity
3: Intermittent, low production.	3: High production, heavy use
4: Large hood or large air mass in motion	4: Small hood-local control only

Simple theory shows that air velocity falls rapidly with distance away from the opening of a simple extraction pipe. Velocity generally decreases with the square of distance from the extraction point (in simple cases). Therefore the air speed at the extraction point should be adjusted, accordingly, after reference to distance from the contaminating source. The air velocity at the extraction fan, for example, should be a minimum of 1-2 m/s (200-400 f/min) for extraction of solvents generated in a tank 2 meters distant from the extraction point. Other mechanical considerations, producing performance deficits within the extraction apparatus, make it essential that theoretical air velocities are multiplied by factors of 10 or more when extraction systems are installed or used.

Individual protection measures, such as personal protective equipment



Eye and face protection

- ▶ Safety glasses with side shields.
- ▶ Chemical goggles. [AS/NZS 1337.1, EN166 or national equivalent]
- ▶ Contact lenses may pose a special hazard; soft contact lenses may absorb and concentrate irritants. A written policy document, describing the wearing of lenses or restrictions on use, should be created for each workplace or task. This should include a review of lens absorption and adsorption for the class of chemicals in use and an account of injury experience. Medical and first-aid personnel should be trained in their removal and suitable equipment should be readily available. In the event of chemical exposure, begin eye irrigation immediately and remove contact lens as soon as practicable. Lens should be removed at the first signs of eye redness or irritation - lens should be removed in a clean environment only after workers have washed hands thoroughly. [CDC NIOSH Current Intelligence Bulletin 59].

Skin protection

See Hand protection below

Hands/feet protection

- ▶ Wear chemical protective gloves, e.g. PVC.
- ▶ Wear safety footwear or safety gumboots, e.g. Rubber

NOTE:

- ▶ The material may produce skin sensitisation in predisposed individuals. Care must be taken, when removing gloves and other protective equipment, to avoid all possible skin contact.
- ▶ Contaminated leather items, such as shoes, belts and watch-bands should be removed and destroyed.

For esters:

- ▶ Do NOT use natural rubber, butyl rubber, EPDM or polystyrene-containing materials.

The selection of suitable gloves does not only depend on the material, but also on further marks of quality which vary from manufacturer to manufacturer. Where the chemical is a preparation of several substances, the resistance of the glove material can not be calculated in advance and has therefore to be checked prior to the application.

The exact break through time for substances has to be obtained from the manufacturer of the protective gloves and has to be observed when making a final choice.

Personal hygiene is a key element of effective hand care. Gloves must only be worn on clean hands. After using gloves, hands should be washed and dried thoroughly. Application of a non-perfumed moisturiser is recommended.

Suitability and durability of glove type is dependent on usage. Important factors in the selection of gloves include:

- frequency and duration of contact,
- chemical resistance of glove material,
- glove thickness and
- dexterity

Select gloves tested to a relevant standard (e.g. Europe EN 374, US F739, AS/NZS 2161.1 or national equivalent).

- When prolonged or frequently repeated contact may occur, a glove with a protection class of 5 or higher (breakthrough time greater than 240 minutes according to EN 374, AS/NZS 2161.10.1 or national equivalent) is recommended.
- When only brief contact is expected, a glove with a protection class of 3 or higher (breakthrough time greater than 60 minutes according to EN 374, AS/NZS 2161.10.1 or national equivalent) is recommended.
- Some glove polymer types are less affected by movement and this should be taken into account when considering gloves for long-term use.
- Contaminated gloves should be replaced.

As defined in ASTM F-739-96 in any application, gloves are rated as:

- Excellent when breakthrough time > 480 min
- Good when breakthrough time > 20 min
- Fair when breakthrough time < 20 min
- Poor when glove material degrades

For general applications, gloves with a thickness typically greater than 0.35 mm, are recommended.

It should be emphasised that glove thickness is not necessarily a good predictor of glove resistance to a specific chemical, as the permeation efficiency of the glove will be dependent on the exact composition of the glove material. Therefore, glove selection should also be based on consideration of the task requirements and knowledge of breakthrough times.

Glove thickness may also vary depending on the glove manufacturer, the glove type and the glove model. Therefore, the manufacturers technical data should always be taken into account to ensure selection of the most appropriate glove for the task.

Note: Depending on the activity being conducted, gloves of varying thickness may be required for specific tasks. For example:

- Thinner gloves (down to 0.1 mm or less) may be required where a high degree of manual dexterity is needed. However, these gloves are only likely to give short duration protection and would normally be just for single use applications, then disposed of.
- Thicker gloves (up to 3 mm or more) may be required where there is a mechanical (as well as a chemical) risk i.e. where there is abrasion or puncture potential

	Gloves must only be worn on clean hands. After using gloves, hands should be washed and dried thoroughly. Application of a non-perfumed moisturiser is recommended.
Body protection	See Other protection below
Other protection	<ul style="list-style-type: none"> ▶ Overalls. ▶ P.V.C apron. ▶ Barrier cream. ▶ Skin cleansing cream. ▶ Eye wash unit.

Recommended material(s)

GLOVE SELECTION INDEX

Glove selection is based on a modified presentation of the:

"Forsberg Clothing Performance Index".

The effect(s) of the following substance(s) are taken into account in the **computer-generated** selection:

Ardex R90P Part A

Material	CPI
NEOPRENE	A
BUTYL	C
NATURAL RUBBER	C
PVA	C
VITON	C

* CPI - Chemwatch Performance Index

A: Best Selection

B: Satisfactory; may degrade after 4 hours continuous immersion

C: Poor to Dangerous Choice for other than short term immersion

NOTE: As a series of factors will influence the actual performance of the glove, a final selection must be based on detailed observation. -

* Where the glove is to be used on a short term, casual or infrequent basis, factors such as "feel" or convenience (e.g. disposability), may dictate a choice of gloves which might otherwise be unsuitable following long-term or frequent use. A qualified practitioner should be consulted.

Ansell Glove Selection

Glove — In order of recommendation
AlphaTec® Solvex® 37-185
AlphaTec® 38-612
AlphaTec® 58-008
AlphaTec® 58-530B
AlphaTec® 58-530W
AlphaTec® 58-735
AlphaTec® 79-700
AlphaTec® Solvex® 37-675
DermaShield™ 73-711
MICROFLEX® 63-864

The suggested gloves for use should be confirmed with the glove supplier.

Respiratory protection

Type A-P Filter of sufficient capacity. (AS/NZS 1716 & 1715, EN 143:2000 & 149:2001, ANSI Z88 or national equivalent)

Selection of the Class and Type of respirator will depend upon the level of breathing zone contaminant and the chemical nature of the contaminant.

Protection Factors (defined as the ratio of contaminant outside and inside the mask) may also be important.

Required minimum protection factor	Maximum gas/vapour concentration present in air p.p.m. (by volume)	Half-face Respirator	Full-Face Respirator
up to 10	1000	A-AUS / Class 1 P2	-
up to 50	1000	-	A-AUS / Class 1 P2
up to 50	5000	Airline *	-
up to 100	5000	-	A-2 P2
up to 100	10000	-	A-3 P2
100+			Airline**

* - Continuous Flow ** - Continuous-flow or positive pressure demand

A(All classes) = Organic vapours, B AUS or B1 = Acid gasses, B2 = Acid gas or hydrogen cyanide(HCN), B3 = Acid gas or hydrogen cyanide(HCN), E = Sulfur dioxide(SO2), G = Agricultural chemicals, K = Ammonia(NH3), Hg = Mercury, NO = Oxides of nitrogen, MB = Methyl bromide, AX = Low boiling point organic compounds(below 65 degC)

- ▶ Cartridge respirators should never be used for emergency ingress or in areas of unknown vapour concentrations or oxygen content.
- ▶ The wearer must be warned to leave the contaminated area immediately on detecting any odours through the respirator. The odour may indicate that the mask is not functioning properly, that the vapour concentration is too high, or that the mask is not properly fitted. Because of these limitations, only restricted use of cartridge respirators is considered appropriate.
- ▶ Cartridge performance is affected by humidity. Cartridges should be changed after 2 hr of continuous use unless it is determined that the humidity is less than 75%, in which case, cartridges can be used for 4 hr. Used cartridges should be discarded daily, regardless of the length of time used

SECTION 9 Physical and chemical properties

Information on basic physical and chemical properties

Appearance	White emulsion with characteristic odour; mixes with water.		
Physical state	Liquid	Relative density (Water = 1)	1.047 @20C
Odour	Characteristic	Partition coefficient n-octanol / water	Not Available
Odour threshold	Not Available	Auto-ignition temperature (°C)	Not Available
pH (as supplied)	Not Available	Decomposition temperature (°C)	Not Available

Melting point / freezing point (°C)	Not Applicable	Viscosity (cSt)	Not Available
Initial boiling point and boiling range (°C)	Not Available	Molecular weight (g/mol)	Not Applicable
Flash point (°C)	Not Available	Taste	Not Available
Evaporation rate	Not Available	Explosive properties	Not Available
Flammability	Not Available	Oxidising properties	Not Available
Upper Explosive Limit (%)	Not Available	Surface Tension (dyn/cm or mN/m)	Not Available
Lower Explosive Limit (%)	Not Available	Volatile Component (%vol)	Not Available
Vapour pressure (kPa)	Not Available	Gas group	Not Available
Solubility in water	Miscible	pH as a solution (1%)	Not Available
Vapour density (Air = 1)	Not Available	VOC g/L	Not Available
Heat of Combustion (kJ/g)	Not Available	Ignition Distance (cm)	Not Available
Flame Height (cm)	Not Available	Flame Duration (s)	Not Available
Enclosed Space Ignition Time Equivalent (s/m3)	Not Available	Enclosed Space Ignition Deflagration Density (g/m3)	Not Available

SECTION 10 Stability and reactivity

Reactivity	See section 7
Chemical stability	<ul style="list-style-type: none"> ▶ Unstable in the presence of incompatible materials. ▶ Product is considered stable. ▶ Hazardous polymerisation will not occur.
Possibility of hazardous reactions	See section 7
Conditions to avoid	See section 7
Incompatible materials	See section 7
Hazardous decomposition products	See section 5

SECTION 11 Toxicological information

Information on toxicological effects

Inhaled	<p>The material can cause respiratory irritation in some persons. The body's response to such irritation can cause further lung damage.</p> <p>Inhalation of vapours may cause drowsiness and dizziness. This may be accompanied by sleepiness, reduced alertness, loss of reflexes, lack of co-ordination, and vertigo.</p> <p>Inhalation of vapours or aerosols (mists, fumes), generated by the material during the course of normal handling, may be damaging to the health of the individual.</p> <p>The main effects of simple esters are irritation, stupor and insensibility. Headache, drowsiness, dizziness, coma and behavioural changes may occur.</p> <p>Inhalation hazard is increased at higher temperatures.</p> <p>Fine mists generated from plant/ vegetable (or more rarely from animal) oils may be hazardous. Extreme heating for prolonged periods, at high temperatures, may generate breakdown products which include acrolein and acrolein-like substances.</p>
Ingestion	Accidental ingestion of the material may be damaging to the health of the individual.
Skin Contact	<p>The material may accentuate any pre-existing dermatitis condition</p> <p>Repeated exposure may cause skin cracking, flaking or drying following normal handling and use.</p> <p>Daily application of 0.5 ml of castor oil to the skin of adult female albino rabbits produced mild irritant reactions, including slight erythema and edema, acanthosis and disorganization of the basal layer, and slight inflammation of the dermis (Rantuccio et al., 1981)</p> <p>Open cuts, abraded or irritated skin should not be exposed to this material</p> <p>Entry into the blood-stream, through, for example, cuts, abrasions or lesions, may produce systemic injury with harmful effects. Examine the skin prior to the use of the material and ensure that any external damage is suitably protected.</p> <p>The material may cause severe inflammation of the skin either following direct contact or after a delay of some time. Repeated exposure can cause contact dermatitis which is characterised by redness, swelling and blistering.</p>
Eye	Evidence exists, or practical experience predicts, that the material may cause eye irritation in a substantial number of individuals. Prolonged eye contact may cause inflammation characterised by a temporary redness of the conjunctiva (similar to windburn).
Chronic	<p>Long-term exposure to respiratory irritants may result in airways disease, involving difficulty breathing and related whole-body problems.</p> <p>Ample evidence from experiments exists that there is a suspicion this material directly reduces fertility.</p> <p>Based on experience with animal studies, exposure to the material may result in toxic effects to the development of the foetus, at levels which do not cause significant toxic effects to the mother.</p> <p>There has been some concern that this material can cause cancer or mutations but there is not enough data to make an assessment.</p>

	<p>Substance accumulation, in the human body, may occur and may cause some concern following repeated or long-term occupational exposure.</p> <p>There is limited evidence that, skin contact with this product is more likely to cause a sensitisation reaction in some persons compared to the general population.</p> <p>Exposure to phthalates over years leads to pain, numbness and spasms in the hands and feet. Many people have developed multiple disorders in the nervous system and the balancing system.</p> <p>Glyceryl triesters (triglycerides) undergo metabolism to become free fatty acids and glycerol. Animal studies show that there is no toxicity when given by mouth unless the material takes up a large proportion of energy intake.</p> <p>Extended use of purgatives and laxatives can cause a profuse, watery diarrhoea with severe dehydration, mineral losses, weakness and weight loss. Absorption from the bowel may become impaired and damage to the heart and kidneys can also occur.</p>	
Ardex R90P Part A	TOXICITY	IRRITATION
	Not Available	Not Available
castor oil	TOXICITY	IRRITATION
	Oral (Rat) LD50: >4800 mg/kg ^[1]	Eye (Rodent - rabbit): 500mg - Mild
		Skin (Human - man): 50mg/48H - Mild
		Skin (Rodent - guinea pig): 100mg/24H - Mild
		Skin (Rodent - rabbit): 100mg/24H - Severe
		Skin (Rodent - rat): 100mg/24H - Mild
diisononyl phthalate	TOXICITY	IRRITATION
	Dermal (rabbit) LD50: >3160 mg/kg ^[2]	Eye (Rodent - rabbit): 0.1mL - Mild
	Inhalation (Rat) LC50: >4.4 mg/4h ^[1]	Eye: no adverse effect observed (not irritating) ^[1]
	Oral (Rat) LD50: >10000 mg/kg ^[2]	Skin: no adverse effect observed (not irritating) ^[1]
2,2,4-trimethyl-1,3-pentanediol monoisobutyrate	TOXICITY	IRRITATION
	Dermal (Guinea Pig) LD50: >19 mg/kg ^[2]	Eye: no adverse effect observed (not irritating) ^[1]
	Oral (Rat) LD50: >3200 mg/kg ^[2]	Skin: no adverse effect observed (not irritating) ^[1]
water	TOXICITY	IRRITATION
	Oral (Rat) LD50: >90000 mg/kg ^[2]	Not Available

Legend: 1. Value obtained from Europe ECHA Registered Substances - Acute toxicity 2. Value obtained from manufacturer's SDS. Unless otherwise specified data extracted from RTECS - Register of Toxic Effect of chemical Substances

CASTOR OIL	<p>For aliphatic fatty acids (and salts)</p> <p>Acute oral (gavage) toxicity: The acute oral LD50 values in rats for both were greater than >2000 mg/kg bw Clinical signs were generally associated with poor condition following administration of high doses (salivation, diarrhoea, staining, piloerection and lethargy). There were no adverse effects on body weight in any study In some studies, excess test substance and/or irritation in the gastrointestinal tract was observed at necropsy.</p> <p>Skin and eye irritation potential, with a few stated exceptions, is chain length dependent and decreases with increasing chain length</p> <p>According to several OECD test regimes the animal skin irritation studies indicate that the C6-10 aliphatic acids are severely irritating or corrosive, while the C12 aliphatic acid is irritating, and the C14-22 aliphatic acids generally are not irritating or mildly irritating.</p> <p>Human skin irritation studies using more realistic exposures (30-minute, 1-hour or 24-hours) indicate that the aliphatic acids have sufficient, good or very good skin compatibility.</p> <p>Animal eye irritation studies indicate that among the aliphatic acids, the C8-12 aliphatic acids are irritating to the eye while the C14-22 aliphatic acids are not irritating.</p> <p>Eye irritation potential of the ammonium salts does not follow chain length dependence; the C18 ammonium salts are corrosive to the eyes.</p> <p>Dermal absorption: The in vitro penetration of C10, C12, C14, C16 and C18 fatty acids (as sodium salt solutions) through rat skin decreases with increasing chain length. At 86.73 ug C16/cm² and 91.84 ug C18/cm², about 0.23% and less than 0.1% of the C16 and C18 soap solutions is absorbed after 24 h exposure, respectively.</p> <p>Sensitisation: No sensitisation data were located.</p> <p>Repeat dose toxicity: Repeated dose oral (gavage or diet) exposure to aliphatic acids did not result in systemic toxicity with NOAELs greater than the limit dose of 1000 mg/kg bw. .</p> <p>Mutagenicity Aliphatic acids do not appear to be mutagenic or clastogenic in vitro or in vivo</p> <p>Carcinogenicity No data were located for carcinogenicity of aliphatic fatty acids.</p>
-------------------	--

Reproductive toxicity

No effects on fertility or on reproductive organs, or developmental effects were observed in studies on aliphatic acids and the NOAELs correspond to the maximum dose tested. The weight of evidence supports the lack of reproductive and developmental toxicity potential of the aliphatic acids category.

Given the large number of substances in this category, their closely related chemical structure, expected trends in physical chemical properties, and similarity of toxicokinetic properties, both mammalian and aquatic endpoints were filled using read-across to the closest structural analogue, and selecting the most conservative supporting substance effect level. Structure-activity relationships are not evident for the mammalian toxicity endpoints. That is, the low mammalian toxicity of this category of substances limits the ability to discern structural effects on biological activity. Regardless, the closest structural analogue with the most conservative effect value was selected for read across. Irritation is observed for chain lengths up to a cut-off at or near 12 carbons).

Metabolism:

The aliphatic acids share a common degradation pathway in which they are metabolized to acetyl-CoA or other key metabolites in all living systems. Common biological pathways result in structurally similar breakdown products, and are, together with the physico-chemical properties, responsible for similar environmental behavior and essentially identical hazard profiles with regard to human health.

Differences in metabolism or biodegradability of even and odd numbered carbon chain compounds or saturated/ unsaturated compounds are not expected; even-and odd-numbered carbon chain compounds, and the saturated and unsaturated compounds are naturally occurring and are expected to be metabolized and biodegraded in the same manner.

The acid and alkali salt forms of the homologous aliphatic acid are expected to have many similar physicochemical and toxicological properties when they become bioavailable; therefore, data read across is used for those instances where data are available for the acid form but not the salt, and vice versa. In the gastrointestinal tract, acids and bases are absorbed in the undissociated (non-ionised) form by simple diffusion or by facilitated diffusion. It is expected that both the acids and the salts will be present in (or converted to) the acid form in the stomach. This means that for both aliphatic acid or aliphatic acid salt, the same compounds eventually enter the small intestine, where equilibrium, as a result of increased pH, will shift towards dissociation (ionised form).

Hence, the situation will be similar for compounds originating from acids and therefore no differences in uptake are anticipated. Note that the saturation or unsaturation level is not a factor in the toxicity of these substances and is not a critical component of the read across process..

Toxicokinetics:

The turnover of the [14C] surfactants in the rat showed that there was no significant difference in the rate or route of excretion of 14C given by intraperitoneal or subcutaneous administration. The main route of excretion was as 14CO₂ in the expired air at 6 h after administration. The remaining material was incorporated in the body. Longer fatty acid chains are more readily incorporated than shorter chains. At ca. 1.55 and 1.64 mg/kg bw, 71% of the C16:0 and 56% of the C18:0 was incorporated and 21% and 38% was excreted as 14CO₂, respectively.

Glycidyl fatty acid esters (GEs), one of the main contaminants in processed oils, are mainly formed during the deodorisation step in the refining process of edible oils and therefore occur in almost all refined edible oils. GEs are potential carcinogens, due to the fact that they readily hydrolyze into the free form glycidol in the gastrointestinal tract, which has been found to induce tumours in various rat tissues. Therefore, significant effort has been devoted to inhibit and eliminate the formation of GEs. GEs contain a common terminal epoxide group but exhibit different fatty acid compositions. This class of compounds has been reported in edible oils after overestimation of 3-monochloropropane-1,2-diol (3-MCPD) fatty acid esters analysed by an indirect method. 3-MCPD esters have been studied as food processing contaminants and are found in various food types and food ingredients, particularly in refined edible oils. 3-Monochloropropane-1,2-diol (3-MCPD) and 2-monochloropropane-1,3-diol (2-MCPD) are chlorinated derivatives of glycerol (1,2,3-propanetriol). 3- and 2-MCPD and their fatty acid esters are among non-volatile chloropropanols. Glycidol is associated with the formation and decomposition of 3- and 2-MCPD. It forms monoesters with fatty acids (GE) during the refining of vegetable oils. Chloropropanols are formed in HVP during the hydrochloric acid-mediated hydrolysis step of the manufacturing process. In food production, chloropropanols form from the reaction of endogenous or added chloride with glycerol or acylglycerol.

Although harmful effects on humans and animals have not been demonstrated, the corresponding hydrolysates, 3-MCPD and glycidol, have been identified as rodent genotoxic carcinogens, ultimately resulting in the formation of kidney tumours (3-MCPD) and tumours at other tissue sites (glycidol). Therefore, 3-MCPD and glycidol have been categorised as "possible human carcinogens (group 2B)" and "probably carcinogenic to humans (group 2A)", respectively, by the International Agency for Research on Cancer (IARC).

Diacylglyceride (DAG) based oils produced by one company were banned from the global market due to "high levels" of GEs. Several reports have also suggested that a bidirectional transformation process may occur not only between glycidol and 3-MCPD but also their esterified forms in the presence of chloride ions. The transformation rate of glycidol to 3-MCPD was higher than that of 3-MCPD to glycidol under acidic conditions in the presence of chloride ion.

Precursors of GEs in refined oils have been identified as partial acylglycerols, that is, DAGs and monoacylglycerides (MAGs); however, whether they also originate from triacylglycerides (TAGs) is still a topic of controversial debates. Several authors noted that pure TAGs were stable during heat treatment (such as 235 deg C) for 3 h and were therefore not involved in the formation of GEs. However, experimental results have shown that small amounts of GEs are present in a heat-treated oil model consisting of almost 100% TAGs. The formation of GEs from TAGs can be attributed to the pyrolysis of TAGs to DAGs and MAGs. In contrast, 3-MCPD esters in refined oils can be obtained from TAG. Presently, the mechanism for the formation of GE intermediates and the relationship between GEs and 3-MCPD esters are still unknown.

For group E aliphatic esters (polyol esters):

The polyol esters, including trimethylolpropane (TMP), pentaerythritol (PE) and dipentaerythritol (diPE) are unique in their chemical characteristics since they lack beta-tertiary hydrogen atoms, thus leading to stability against oxidation and elimination. Therefore their esters with C5-C10 fatty acids have applications as artificial lubricants. Because of their stability at high temperatures, they are also used in high temperature applications such as industrial oven chain oils, high temperature greases, fire resistant transformer coolants and turbine engines.

Polyol esters that are extensively esterified also have greater polarity, less volatility and enhanced lubricating properties.

Acute toxicity: Animal studies show relatively low toxicity by swallowing. These esters are hydrolysed in the gastrointestinal tract, and studies have not shown evidence of these accumulating in body tissues. Acute toxicity by skin contact was also found to be low.

Repeat dose toxicity: According to animal testing, polyol esters show a low level of toxicity following repeated application, either by swallowing or by skin contact.

Reproductive and developmental toxicity: This group should not produce profound reproductive effects in animals.

Genetic toxicity: Tests have shown this group to be inactive. It is unlikely that these substances cause mutations.

Cancer-causing potential: No association between this group of substances and cancer.

For triglycerides:

Carboxylic acid esters will undergo enzymatic hydrolysis by ubiquitously expressed GI esterases. The rate of hydrolysis is dependant on the structure of the ester, and may therefore be rapid or rather slow. Thus, due to hydrolysis, predictions on oral absorption based on the physico-chemical characteristics of the intact parent substance alone may no longer apply.

When considering the hydrolysis product glycerol, absorption is favoured based on passive and active absorption of glycerol.

The Cosmetic Ingredient Review (CIR) Expert Panel has issued three final reports on the safety of 25 triglycerides, i.e., fatty acid triesters of glycerin

High purity is needed for the triglycerides. Previously the Panel published a final report on a diglycerides, and concluded that the ingredients in the diglyceride family are safe in the present practices of use and concentration provided the content of 1,2-diester is not high enough to induce epidermal hyperplasia. The Panel discussed that there was an increased level of concern because of data regarding the induction of protein kinase C (PKC) and the tumor promotion potential of 1,2-diaclyglycerols. The Panel noted that, nominally, glyceryl-1,3-diester contain 1,2-diester, raising the concern that 1,2-diester could potentially induce hyperplasia. The Panel did note that these compounds are more likely to cause these effects when the fatty acid chain length is ≤ 14 carbons, when one fatty acid is saturated and one is not, and when given at high doses, repeatedly. Although minimal percutaneous absorption of triolein has been demonstrated in vivo using guinea pigs (but not hairless mice) and in vitro using full-thickness skin from hairless mice, the Expert Panel recognizes that, reportedly, triolein and tricaprylin can enhance the skin penetration of other chemicals, and recommends that care should be exercised in using these and other glyceryl triesters in cosmetic products.

The Panel acknowledged that some of the triglycerides may be formed from plant-derived or animal-derived constituents. The Panel thus expressed concern regarding pesticide residues and heavy metals that may be present in botanical ingredients. They stressed that the cosmetics industry should continue to use the necessary procedures to sufficiently limit amounts of such impurities in an ingredient before blending them into cosmetic formulations. Additionally, the Panel considered the risks inherent in using animal-derived ingredients, namely the transmission of infectious agents. Although tallow may be used in the manufacture of glyceryl tallowate and is clearly animal-derived, the Panel notes that tallow is highly processed, and tallow derivatives even more so. The Panel agrees with determinations by the U.S. FDA that tallow derivatives are not risk materials for transmission of infectious agents.

Finally, the Panel discussed the issue of incidental inhalation exposure, as some of the triglycerides are used in cosmetic sprays and could possibly be inhaled. For example, triethylhexanoin and triisostearin are reported to be used at maximum concentrations of 36% and 30%, respectively, in perfumes, and 14.7% and 10.4%, respectively, in face powders. The Panel noted that in aerosol products, 95% – 99% of droplets/particles would not be respirable to any appreciable amount. Furthermore, droplets/particles deposited in the nasopharyngeal or bronchial regions of the respiratory tract present no toxicological concerns based on the chemical and biological properties of these ingredients. Coupled with the small actual exposure in the breathing zone and the concentrations at which the ingredients are used, the available information indicates that incidental inhalation would not be a significant route of exposure that might lead to local respiratory or systemic effects

Cosmetic Ingredient Review (CIR) : Amended Safety Assessment of Triglycerides as Used in Cosmetics August 2017

Glyceryl triesters are also known as triglycerides; ingested triglycerides are metabolized to monoglycerides, free fatty acids, and glycerol, all of which are absorbed in the intestinal mucosa and undergo further metabolism. Dermal absorption of Triolein in mice was nil; the oil remained at the application site. Only slight absorption was seen in guinea pig skin. Tricaprylin and other glyceryl triesters have been shown to increase the skin penetration of drugs. Little or no acute, subchronic, or chronic oral toxicity was seen in animal studies unless levels approached a significant percentage of caloric intake. Subcutaneous injections of Tricaprylin in rats over a period of 5 weeks caused a granulomatous reaction characterized by oil deposits surrounded by macrophages. Dermal application was not associated with significant irritation in rabbit skin. Ocular exposures were, at most, mildly irritating to rabbit eyes. No evidence of sensitization or photosensitization was seen in a guinea pig maximization test.

Most of the genotoxicity test systems were negative. Tricaprylin, Trioctanoin, and Triolein have historically been used as vehicles in carcinogenicity testing of other chemicals. In one study, subcutaneous injection of Tricaprylin in newborn mice produced more tumors in lymphoid tissue than were seen in untreated animals, whereas neither subcutaneous or intraperitoneal injection in 4- to 6-week-old female mice produced any tumors in another study. Trioctanoin injected subcutaneously in hamsters produced no tumors. Trioctanoin injected intraperitoneally in pregnant rats was associated with an increase in mammary tumors in the offspring compared to that seen in offspring of untreated animals, but similar studies in pregnant hamsters and rabbits showed no tumors in the offspring. One study of Triolein injected subcutaneously in rats showed no tumors at the injection site. As part of an effort to evaluate vehicles used in carcinogenicity studies, the National Toxicology Program conducted a 2-year carcinogenicity study in rats given Tricaprylin by gavage. This treatment was associated with a statistically significant dose-related increase in pancreatic acinar cell hyperplasia and adenoma, but there were no acinar carcinomas, the incidence of mononuclear leukemia was less, and nephropathy findings were reduced, all compared to corn oil controls. Overall, the study concluded that Tricaprylin did not offer significant advantages over corn oil as vehicles in carcinogenicity studies. Trilaurin was found to inhibit the formation of neoplasms initiated by dimethylbenzanthracene (DMBA) and promoted by croton oil. Tricaprylin was not teratogenic in mice or rats, but some reproductive effects were seen in rabbits. A low level of fetal eye abnormalities and a small percentage of abnormal sperm were reported in mice injected with Trioctanoin as a vehicle control. Clinical tests of Trilaurin at 36.3% in a commercial product applied to the skin produced no irritation reactions. Trilaurin, Tristearin, and Tribehenin at 40%, 1.68%, and 0.38%, respectively, in commercial products were also negative in repeated-insult patch tests. Tristearin at 0.32% in a commercial product induced transient, mild to moderate, ocular irritation after instillation into the eyes of human subjects. Based on the enhancement of penetration of other chemicals by skin treatment with glyceryl triesters, it is recommended that care be exercised in using them in cosmetic products.

Cosmetic Ingredient Review (CIR) Expert Panel: Final Report on the Safety Assessment of Trilaurin etc: Int J Toxicol, 20 Suppl 4, 61-94 2001

Some tumorigenic effects have been reported in animal studies using castor oil

The castor seed contains ricin, a toxic protein. Heating during the oil extraction process denatures and inactivates the protein. However, harvesting castor beans may not be without risk. Allergenic compounds found on the plant surface can cause permanent nerve damage, making the harvest of castor beans a human health risk.

The United States Food and Drug Administration (FDA) has categorized castor oil as "generally recognized as safe and effective" (GRASE) for over-the-counter use as a laxative with its major site of action the small intestine where it is digested into

ricinoleic acid. Despite castor oil being widely used to start labor in pregnant women, to date there is not enough research to show whether it is effective to ripen the cervix or induce labour

Due to its foul taste a heavy dose of castor oil was formerly used as a humiliating punishment for children and adults. Victims of this treatment did sometimes die, as the dehydrating effects of the oil-induced diarrhea; however, even those victims who survived had to bear the humiliation of the laxative effects resulting from excessive consumption of the oil.

Several instances of sensitization to castor oil in cosmetics have been reported, including an allergic reaction to a make-up remover and contact dermatitis caused by use of a lipstick containing castor oil. Hypersensitivity reactions such as angioedema, rhinitis, asthma, and scarlatiniform rashes have been reported in factory workers involved in the extraction of castor oil, or in association with ingesting it.

Relatively few studies of castor oil toxicity have been conducted with experimental animals, and no studies were located concerning its absorption, distribution, metabolism, or excretion. Subcutaneous injection of 0.1 ml of castor oil in adult C57Bl/6 mice, daily for 4 weeks, was associated with the presence of electron dense lipid inclusions in parenchymal cells of the zona fasciculata of the adrenal gland. Gavage administration of 1 ml/kg to rhesus monkeys, daily for 4 days, caused mild morphological changes in the small intestine, characterized by lipid droplets along the mucosal epithelium and in the underlying lamina propria. This was considered a possible indication that castor oil had reduced lipid metabolism in the intestinal epithelium.

Because of widespread human exposure, large annual production and use, and the lack of studies characterizing the effect of exposures of moderate duration, the subchronic toxicity of castor oil was evaluated by administering diet formulations to F344/N rats and B6C3F1 mice for 13 weeks. Exposure to castor oil in the diet at concentrations up to 10% had no effect on survival of F344/N rats. No significant differences in average food consumption among each sex were observed, although food consumption of male and female rats receiving diets containing 10% castor oil was slightly lower than that of controls. Hematological effects of the castor oil diets among male rats included a slight decrease in MCHC at day 21 in those receiving the 10% diet; a statistically significant decrease in MCV among the 10% group; a decrease in MCH among the 5% and 10% groups; and an increase in platelets among the 1.25%, 5%, and 10% groups. The only change observed among female rats was a statistically significant decrease in reticulocyte counts at day 5 in groups receiving the 0.62% or 10% diets. None of these changes was considered biologically significant.

A treatment- and dose-related increase in the activity of serum alkaline phosphatase was observed in male and female rats at days 5 and 21, and at study termination. Total bile acids were increased among males receiving the higher dietary levels at days 5 and 21 but were not increased at study termination. Other minor changes included increases in albumin observed at study termination in males receiving 5% diets and at day 5 in females receiving 10% diets, and an increase in urea nitrogen at study termination in males that received 0.62% diets and a decrease at day 5 in females that received castor oil at 10% in the diet. Absolute liver weights and the liver-to-body-weight ratio were increased in male rats that received diets containing 10% castor oil. Heart-to-body-weight ratios were increased in groups of male rats receiving 0.62%, 2.5%, and 10% diets; however, absolute heart weights were not increased, and the differences in body weight ratios were small and not considered treatment related. Using light microscopy, it was determined there were no morphologic changes associated with the slight differences in organ weights between groups. In male rats, there was a slight decrease in epididymal weight (6-7%) which occurred in the middle- and high-dose groups, but this was not dose-related. There were no effects on any other male rat reproductive endpoint, or on any female rat reproductive endpoint. Although there was some variation in epididymal weights, their small magnitude and the absence of changes in other endpoints suggested that there was little or no evidence of any reproductive toxicity associated with castor oil exposure. Histopathologic examination revealed an absence of compound-related lesions in any organ or tissue of rats exposed to castor oil in the diet.

In genetic toxicity studies, castor oil (100-10,000 ug/plate) was not mutagenic in Salmonella typhimurium strains TA100, TA1535, TA97, or TA98 when tested with a preincubation protocol in the presence and the absence of exogenous metabolic activation (S9). Castor oil did not induce sister-chromatid exchanges or chromosome aberrations in Chinese hamster ovary cells treated with concentrations up to 5000 Og/ml with and without S9. No induction of micronuclei was observed in peripheral blood erythrocytes of male and female B6C3F1 mice sampled at the termination of the 13-week study.

Castor oil was found not to be mutagenic or clastogenic in several in vitro genetic toxicity assays, and administration of diets containing up to 10% castor oil was not associated with toxicity to any specific organ, organ system, or tissue in this study

DIISONONYL PHTHALATE

[Huls] The effects of DINP on fertility-related parameters such as reduced testosterone content and production and altered reproductive organ weights (with or without histopathologies) have been demonstrated in rats. Although quantitatively being less potent, DINP has exhibited adverse effects on the male reproductive system and sexual differentiation during development in a number of rodent studies (e.g. increased nipple retention, testicular pathology and decreased AGD/AGI in male offspring), which are components of the antiandrogenic pattern observed with diethylhexyl phthalate (DEHP) (a known reproductive toxicant). Foetal expression of genes involved in androgen synthesis such as STAR and Cyp11a were also reduced. There was also a report of increased gene expression levels of Insl3 (a foetal Leydig cell product critical for testis descent) that may infer the impaired testicular steroidogenesis following exposure to DINP at high doses (e.g. = 750 mg/kg bw/d). Reduced Insl3 was also reported in numerous studies with DEHP. Considering the chemical composition of DINP, which is represented as mixed phthalates with side-chains made up of 5?10% methylethylhexyl, limited evidence of the toxicological properties of transitional phthalates may be expected at high doses of DINP tested. The reduced pup weight was observed at approximately 100 mg/kg bw/d in both sexes, both in one- and two-generation reproductive studies in rats, in the absence of overt maternal toxicity. The pup weight reduction was also sustained and not considered solely related to low birth weight. In a post-natal toxicity study, reduced pup weight was also reduced at = 250 mg/kg bw/d. Therefore, this adverse effect of DINP is assessed as the most sensitive endpoint on offspring development. Overall, the available human data do not provide sufficient evidence for a causal relationship between exposure to DINP and adverse health effects in humans. There is also insufficient information to examine the mode of action of DINP on male reproductive tract development and sexual function in comparison with transitional phthalates. However, elements of the plausible mode of action for DINP effects on the male reproductive system, offspring growth and sexual differentiation are considered likely to be parallel in rats and humans if the exposure to DINP is high and within a critical window of development. Therefore, the effects observed in animal studies are regarded as relevant to a human risk assessment.

High Molecular Weight Phthalate Esters (HMWPEs) Category

The HMWPE group includes chemically similar substances produced from alcohols. These substances have been demonstrated to have few biological effects. They demonstrate minimal acute toxicity, with effect on the liver and kidney at high doses. They also cause reproductive and developmental toxicity, also, liver cancer. They are readily metabolised and excreted primarily via the urine. Repeated doses may cause liver and kidney damage, although the relevance to human health is questionable. The material may produce peroxisome proliferation. Peroxisomes are single, membrane limited organelles in the cytoplasm that are found in the cells of animals, plants, fungi, and protozoa.

2,2,4-TRIMETHYL-1,3-PENTANEDIOL MONOISOBUTYRATE	Not a skin sensitiser (guinea pig, Magnusson-Kligman) *** Ames Test: negative *** Micronucleus, mouse: negative *** Not mutagenic *** No effects on fertility or foetal development seen in the rat *** * [SWIFT] ** [Eastman] *** [Perstop] The material may be irritating to the eye, with prolonged contact causing inflammation. Repeated or prolonged exposure to irritants may produce conjunctivitis. The material may cause skin irritation after prolonged or repeated exposure and may produce on contact skin redness, swelling, the production of vesicles, scaling and thickening of the skin.
CASTOR OIL & WATER	No significant acute toxicological data identified in literature search.

Acute Toxicity	✗	Carcinogenicity	✗
Skin Irritation/Corrosion	✓	Reproductivity	✓
Serious Eye Damage/Irritation	✓	STOT - Single Exposure	✓
Respiratory or Skin sensitisation	✗	STOT - Repeated Exposure	✗
Mutagenicity	✗	Aspiration Hazard	✗

Legend: ✗ – Data either not available or does not fill the criteria for classification
✓ – Data available to make classification

Other information

Not Available

SECTION 12 Ecological information

Toxicity

	Endpoint	Test Duration (hr)	Species	Value	Source
Ardex R90P Part A	Not Available	Not Available	Not Available	Not Available	Not Available
castor oil	Endpoint	Test Duration (hr)	Species	Value	Source
	EC50	72h	Algae or other aquatic plants	>100mg/l	2
	NOEC(ECx)	24h	Crustacea	100mg/l	2
	EC50	48h	Crustacea	100mg/l	2
diisononyl phthalate	Endpoint	Test Duration (hr)	Species	Value	Source
	EC50	96h	Algae or other aquatic plants	>2.8mg/l	1
	EC50	72h	Algae or other aquatic plants	>88mg/l	2
	NOEC(ECx)	504h	Crustacea	>0.034mg/l	1
	LC50	96h	Fish	>0.1mg/l	2
	EC50	48h	Crustacea	>0.086mg/l	1
2,2,4-trimethyl-1,3-pentenediol monoisobutyrate	Endpoint	Test Duration (hr)	Species	Value	Source
	EC50	72h	Algae or other aquatic plants	15mg/l	Not Available
	NOEC(ECx)	72h	Algae or other aquatic plants	3.28mg/l	1
	EC50	48h	Crustacea	>19mg/l	2
	LC50	96h	Fish	16mg/l	Not Available
water	Endpoint	Test Duration (hr)	Species	Value	Source
	Not Available	Not Available	Not Available	Not Available	Not Available
Legend:	Extracted from 1. IUCLID Toxicity Data 2. Europe ECHA Registered Substances - Ecotoxicological Information - Aquatic Toxicity 4. US EPA, Ecotox database - Aquatic Toxicity Data 5. ECETOC Aquatic Hazard Assessment Data 6. NITE (Japan) - Bioconcentration Data 7. METI (Japan) - Bioconcentration Data 8. Vendor Data				

DO NOT discharge into sewer or waterways.

Persistence and degradability

Ingredient	Persistence: Water/Soil	Persistence: Air
diisononyl phthalate	HIGH	HIGH
2,2,4-trimethyl-1,3-pentenediol monoisobutyrate	LOW	LOW

Continued...

Ingredient	Persistence: Water/Soil	Persistence: Air
water	LOW	LOW

Bioaccumulative potential

Ingredient	Bioaccumulation
castor oil	LOW (LogKOW = 18.1)
diisononyl phthalate	LOW (BCF = 183.8)
2,2,4-trimethyl-1,3-pentanediol monoisobutyrate	LOW (LogKOW = 3)
water	LOW (LogKOW = -1.38)

Mobility in soil

Ingredient	Mobility
diisononyl phthalate	LOW (Log KOC = 467200)
2,2,4-trimethyl-1,3-pentanediol monoisobutyrate	LOW (Log KOC = 22.28)

Other adverse effects

No evidence of ozone depleting properties were found in the current literature.

SECTION 13 Disposal considerations**Waste treatment methods**

Product / Packaging disposal	<ul style="list-style-type: none"> ▶ DO NOT allow wash water from cleaning or process equipment to enter drains. ▶ It may be necessary to collect all wash water for treatment before disposal. ▶ In all cases disposal to sewer may be subject to local laws and regulations and these should be considered first. ▶ Where in doubt contact the responsible authority. ▶ Recycle wherever possible. ▶ Consult manufacturer for recycling options or consult local or regional waste management authority for disposal if no suitable treatment or disposal facility can be identified. ▶ Dispose of by: burial in a land-fill specifically licensed to accept chemical and / or pharmaceutical wastes or incineration in a licensed apparatus (after admixture with suitable combustible material). ▶ Decontaminate empty containers. Observe all label safeguards until containers are cleaned and destroyed.
-------------------------------------	--

SECTION 14 Transport information**Labels Required**

Marine Pollutant	NO
-------------------------	----

Land transport (UN): NOT REGULATED FOR TRANSPORT OF DANGEROUS GOODS

Air transport (ICAO-IATA / DGR): NOT REGULATED FOR TRANSPORT OF DANGEROUS GOODS

Sea transport (IMDG-Code / GGVSee): NOT REGULATED FOR TRANSPORT OF DANGEROUS GOODS

14.7. Maritime transport in bulk according to IMO instruments**14.7.1. Transport in bulk according to Annex II of MARPOL and the IBC code**

Not Applicable

14.7.2. Transport in bulk in accordance with MARPOL Annex V and the IMSBC Code

Product name	Group
castor oil	Not Available
diisononyl phthalate	Not Available
2,2,4-trimethyl-1,3-pentanediol monoisobutyrate	Not Available
water	Not Available

14.7.3. Transport in bulk in accordance with the IGC Code

Product name	Ship Type
castor oil	Not Available
diisononyl phthalate	Not Available
2,2,4-trimethyl-1,3-pentanediol monoisobutyrate	Not Available
water	Not Available

SECTION 15 Regulatory information

Safety, health and environmental regulations / legislation specific for the substance or mixture

castor oil is found on the following regulatory lists

Not Applicable

diisononyl phthalate is found on the following regulatory lists

Chemical Footprint Project - Chemicals of High Concern List

2,2,4-trimethyl-1,3-pentanediol monoisobutyrate is found on the following regulatory lists

Not Applicable

water is found on the following regulatory lists

Not Applicable

Additional Regulatory Information

Not Applicable

National Inventory Status

National Inventory	Status
Australia - AIIC / Australia Non-Industrial Use	Yes
Canada - DSL	Yes
Canada - NDSL	No (castor oil; diisononyl phthalate; 2,2,4-trimethyl-1,3-pentanediol monoisobutyrate; water)
China - IECSC	Yes
Europe - EINEC / ELINCS / NLP	Yes
Japan - ENCS	Yes
Korea - KECI	Yes
New Zealand - NZIoC	Yes
Philippines - PICCS	Yes
USA - TSCA	All chemical substances in this product have been designated as TSCA Inventory 'Active'
Taiwan - TCSI	Yes
Mexico - INSQ	Yes
Vietnam - NCI	Yes
Russia - FBEPH	Yes
Legend:	Yes = All CAS declared ingredients are on the inventory No = One or more of the CAS listed ingredients are not on the inventory. These ingredients may be exempt or will require registration.

SECTION 16 Other information

Revision Date	30/12/2024
Initial Date	30/12/2024

Other information

Classification of the preparation and its individual components has drawn on official and authoritative sources as well as independent review by the Chemwatch Classification committee using available literature references.

The SDS is a Hazard Communication tool and should be used to assist in the Risk Assessment. Many factors determine whether the reported Hazards are Risks in the workplace or other settings. Risks may be determined by reference to Exposures Scenarios. Scale of use, frequency of use and current or available engineering controls must be considered.

Continued...

Definitions and abbreviations

- ▶ PC - TWA: Permissible Concentration-Time Weighted Average
- ▶ PC - STEL: Permissible Concentration-Short Term Exposure Limit
- ▶ IARC: International Agency for Research on Cancer
- ▶ ACGIH: American Conference of Governmental Industrial Hygienists
- ▶ STEL: Short Term Exposure Limit
- ▶ TEEL: Temporary Emergency Exposure Limit,
- ▶ IDLH: Immediately Dangerous to Life or Health Concentrations
- ▶ ES: Exposure Standard
- ▶ OSF: Odour Safety Factor
- ▶ NOAEL: No Observed Adverse Effect Level
- ▶ LOAEL: Lowest Observed Adverse Effect Level
- ▶ TLV: Threshold Limit Value
- ▶ LOD: Limit Of Detection
- ▶ OTV: Odour Threshold Value
- ▶ BCF: BioConcentration Factors
- ▶ BEI: Biological Exposure Index
- ▶ DNEL: Derived No-Effect Level
- ▶ PNEC: Predicted no-effect concentration
- ▶ MARPOL: International Convention for the Prevention of Pollution from Ships
- ▶ IMSBC: International Maritime Solid Bulk Cargoes Code
- ▶ IGC: International Gas Carrier Code
- ▶ IBC: International Bulk Chemical Code

- ▶ AIIC: Australian Inventory of Industrial Chemicals
- ▶ DSL: Domestic Substances List
- ▶ NDSL: Non-Domestic Substances List
- ▶ IECSC: Inventory of Existing Chemical Substance in China
- ▶ EINECS: European INventory of Existing Commercial chemical Substances
- ▶ ELINCS: European List of Notified Chemical Substances
- ▶ NLP: No-Longer Polymers
- ▶ ENCS: Existing and New Chemical Substances Inventory
- ▶ KECI: Korea Existing Chemicals Inventory
- ▶ NZIoC: New Zealand Inventory of Chemicals
- ▶ PICCS: Philippine Inventory of Chemicals and Chemical Substances
- ▶ TSCA: Toxic Substances Control Act
- ▶ TCSI: Taiwan Chemical Substance Inventory
- ▶ INSQ: Inventario Nacional de Sustancias Químicas
- ▶ NCI: National Chemical Inventory
- ▶ FBEPH: Russian Register of Potentially Hazardous Chemical and Biological Substances

This document is copyright.

Apart from any fair dealing for the purposes of private study, research, review or criticism, as permitted under the Copyright Act, no part may be reproduced by any process without written permission from CHEMWATCH.

TEL (+61 3) 9572 4700.



Ardex R90P Part B

ARDEX-QUICSEAL SINGAPORE PTE. LTD.

Chemwatch Hazard Alert Code: 3

Chemwatch: 7932-83

Version No: 2.1

Safety Data Sheet in accordance with SS 586-3:2022

Issue Date: 30/12/2024

Print Date: 14/01/2025

S.GHS.SGP.EN.E

SECTION 1 Identification of the substance / mixture and of the company / undertaking

Product Identifier

Product name	Ardex R90P Part B
Chemical Name	Not Applicable
Synonyms	Not Available
Proper shipping name	TOXIC LIQUID, ORGANIC, N.O.S. (contains 4,4'-diphenylmethane diisocyanate (MDI))
Chemical formula	Not Applicable
Other means of identification	Not Available

Relevant identified uses of the substance or mixture and uses advised against

Relevant identified uses	Use according to manufacturer's directions.
--------------------------	---

Details of the manufacturer or supplier of the safety data sheet

Registered company name	ARDEX-QUICSEAL SINGAPORE PTE. LTD.
Address	26 Tuas Avenue 4 639376 Singapore
Telephone	+65 6861 7700
Fax	+65 6741 4666
Website	www.ardex-quicseal.com
Email	marketing@ardex-quicseal.com

Emergency telephone number


Association / Organisation	ARDEX-QUICSEAL SINGAPORE PTE. LTD.
Emergency telephone number(s)	+65 6861 7700
Other emergency telephone number(s)	Not Available

SECTION 2 Hazards identification

Classification of the substance or mixture

Classification	Skin Corrosion/Irritation Category 2, Sensitisation (Skin) Category 1, Serious Eye Damage/Eye Irritation Category 2, Acute Toxicity (Inhalation) Category 1, Sensitisation (Respiratory) Category 1, Specific Target Organ Toxicity - Single Exposure (Respiratory Tract Irritation) Category 3, Carcinogenicity Category 2, Specific Target Organ Toxicity - Repeated Exposure Category 1
----------------	--

Label elements

Hazard pictogram(s)	
----------------------------	---

Signal word	Danger
--------------------	---------------

Hazard statement(s)

H315	Causes skin irritation.
H317	May cause an allergic skin reaction.
H319	Causes serious eye irritation.
H330	Fatal if inhaled.
H334	May cause allergy or asthma symptoms or breathing difficulties if inhaled.
H335	May cause respiratory irritation.
H351	Suspected of causing cancer.
H372	Causes damage to organs through prolonged or repeated exposure.

Precautionary statement(s) Prevention

P201	Obtain special instructions before use.
P260	Do not breathe mist/vapours/spray.
P271	Use only outdoors or in a well-ventilated area.
P280	Wear protective gloves, protective clothing, eye protection and face protection.
P284	[In case of inadequate ventilation] wear respiratory protection.
P270	Do not eat, drink or smoke when using this product.
P264	Wash all exposed external body areas thoroughly after handling.
P272	Contaminated work clothing should not be allowed out of the workplace.

Precautionary statement(s) Response

P304+P340	IF INHALED: Remove person to fresh air and keep comfortable for breathing.
P308+P313	IF exposed or concerned: Get medical advice/ attention.
P310	Immediately call a POISON CENTER/doctor/physician/first aider.
P342+P311	If experiencing respiratory symptoms: Call a POISON CENTER/doctor/physician/first aider.
P302+P352	IF ON SKIN: Wash with plenty of water and soap.
P305+P351+P338	IF IN EYES: Rinse cautiously with water for several minutes. Remove contact lenses, if present and easy to do. Continue rinsing.
P333+P313	If skin irritation or rash occurs: Get medical advice/attention.
P337+P313	If eye irritation persists: Get medical advice/attention.
P362+P364	Take off contaminated clothing and wash it before reuse.

Precautionary statement(s) Storage

P403+P233	Store in a well-ventilated place. Keep container tightly closed.
P405	Store locked up.

Precautionary statement(s) Disposal

P501	Dispose of contents/container to authorised hazardous or special waste collection point in accordance with any local regulation.
-------------	--

Other hazards

Skin contact may produce health damage*.

Ingestion may produce severe health damage*.

Vapours potentially cause drowsiness and dizziness*.

SECTION 3 Composition / information on ingredients**Substances**

See section below for composition of Mixtures

Mixtures

CAS No	% [weight]	Name	Synonyms	Chemical formula
9016-87-9	<60	<u>MDI oligomer</u>	isocyanic acid polymethylenepolyphenylene ester; polymethylenepolyphenyl isocyanate; polymethylenepolyphenylene isocyanate; polymethylene polyphenyl isocyanate; methylene diisocyanate polymer; polymethylene diisocyanate; PAPI; polymeric MDI Pmpipi prepolymer; polymeric diphenylmethane diisocyanate; MDI oligomers; APTANE Baymidur Baydur Bayflex Binder Rubinate MF184 MF182 MF185 LF209; Desmodur 44-V-20, Desmodur 44-V-20-L; Mondur MRS; Mondur MR	C16H31NO3
101-68-8	25-<50	<u>4,4'-diphenylmethane diisocyanate (MDI)</u>	C15-H10-N2-O2; CH2(C6-H4-N-CO)2; isocyanic acid, methylenedi-p-phenylene ester; MDI; methylene diphenyl diisocyanate; methyl diphenyl diisocyanate; diphenyl methane diisocyanate; diphenylmethane diisocyanate; methylene diisocyanate; benzene, 1,1'-methylenebis(4-isocyanato); 1,1'-methylenebis(4-isocyanatobenzene); bis(p-isocyanatophenyl)methane; methylenebis(p-phenylene isocyanate); bis(4-isocyanatophenyl)methane; p,p'-methylenebis(phenyl isocyanate); methylene bis(p-phenyl isocyanate); methylenebis(4-phenyl isocyanate); 4,4'-diisocyanatodiphenylmethane; 4,4'-methylenebis(phenyl isocyanate); p,p'-diphenylmethane diisocyanate; methylenebisphenyl isocyanate; 4,4'-diphenylmethane diisocyanate; 4,4'-methylenediphenyl diisocyanate; di(4-iso-cyanatophenyl)-methane; methylenedi-p-phenylene diisocyanate; methylenedi-p-phenylene isocyanate; 4,4'-methylenediphenylene isocyanate; methylene bisphenol isocyanate; methylenebis(4-isocyanatobenzene); Cosmonate 200; Desmodur 44; Hylene M50; Isonate 125M; Nacconate 300; Caradate 30; Mondur MRS-2; Rubinate 44	C15-H10-N2-O2 C15H10N2O2
5873-54-1	1-<5	<u>2,4'-diphenylmethane diisocyanate</u>	C15-H10-N2-O2; CH2(C6-H4-N-CO)2; MDI; MDI(2,4'); diphenyl methane diisocyanate; diphenylmethane diisocyanate; methylene diisocyanate; 1-isocyanato-2-[(4-isocyanatophenyl)methyl]-benzene; 1,1-methylenebis(2,4'isocyanatobenzene); bis(o,p'-isocyanatophenyl)methane; methylenebis(o,p-phenylene isocyanate); bis(2,4'-isocyanatophenyl)methane; o,p'-methylenebis(phenyl isocyanate); methylene bis(o,p'-phenyl isocyanate); methylenebis(2,4'-phenyl isocyanate); 2,4'-diisocyanatodiphenylmethane; 2,4'-methylenebis(phenyl isocyanate); o,p'-diphenylmethane diisocyanate; methylenebisphenyl isocyanate; 2,4'-diphenylmethane diisocyanate; 2,4'-methylenediphenyl diisocyanate; di(2,4'-iso-cyanatophenyl)-methane; methylenedi-o,p-phenylene diisocyanate; methylenedi-o,p-phenylene isocyanate; 2,4'-methylenediphenylene isocyanate; methylene bisphenol isocyanate; methylenebis(2,4'-isocyanatobenzene); benzene, 1-isocyanato-2-[(4-isocyanatophenyl)methyl]-; o-(p-isocyanatobenzyl)phenyl isocyanate; Diphenylmethane 2,4 diisocyanate	C15H10N2O2
2536-05-2	0.1-<1	<u>2,2'-diphenylmethane diisocyanate</u>	C15-H10-N2-O2; CH2(C6-H4-N-CO)2; MDI; MDI(2,2'); benzene, 1,1'-methylenebis[2-isocyanato-; diphenyl methane diisocyanate; diphenylmethane diisocyanate; methylene diisocyanate; 1-isocyanato-2-[(2-isocyanatophenyl)methyl]-benzene; 1,1-methylenebis(2,2'isocyanatobenzene); 1,1'-methylenebis(2-isocyanatobenzene); bis(o,o'-isocyanatophenyl)methane; methylenebis(o,o'-phenylene isocyanate); bis(2,2'-isocyanatophenyl)methane; o,o'-methylenebis(phenyl isocyanate); methylene bis(o,p'-phenyl isocyanate); methylenebis(2,2'-phenyl isocyanate); 2,2'-diisocyanatodiphenylmethane; 2,2'-methylenebis(phenyl isocyanate); o,o'-diphenylmethane diisocyanate; methylenebisphenyl isocyanate; 2,2'-diphenylmethane diisocyanate; 2,2'-methylenediphenyl diisocyanate; di(2,2'-iso-cyanatophenyl)-methane; methylenedi-o,o-phenylene diisocyanate; methylenedi-o,o-phenylene isocyanate; 2,4'-methylenediphenylene isocyanate; methylene bisphenol isocyanate; methylenebis(2,2'-isocyanatobenzene); benzene, 1-isocyanato-2-[(2-isocyanatophenyl)methyl]-	C15H10N2O2

SECTION 4 First aid measures

Description of first aid measures

Eye Contact

If this product comes in contact with the eyes:

- ▶ Immediately hold eyelids apart and flush the eye continuously with running water.
- ▶ Ensure complete irrigation of the eye by keeping eyelids apart and away from eye and moving the eyelids by occasionally lifting the upper and lower lids.
- ▶ Continue flushing until advised to stop by the Poisons Information Centre or a doctor, or for at least 15 minutes.
- ▶ Transport to hospital or doctor without delay.

Continued...

Ardex R90P Part B

	<ul style="list-style-type: none"> ▶ Removal of contact lenses after an eye injury should only be undertaken by skilled personnel.
Skin Contact	<p>If skin or hair contact occurs:</p> <ul style="list-style-type: none"> ▶ Immediately flush body and clothes with large amounts of water, using safety shower if available. ▶ Quickly remove all contaminated clothing, including footwear. ▶ Wash skin and hair with running water. Continue flushing with water until advised to stop by the Poisons Information Centre. ▶ Transport to hospital, or doctor.
Inhalation	<ul style="list-style-type: none"> ▶ If fumes or combustion products are inhaled remove from contaminated area. ▶ Lay patient down. Keep warm and rested. ▶ Prostheses such as false teeth, which may block airway, should be removed, where possible, prior to initiating first aid procedures. ▶ Apply artificial respiration if not breathing, preferably with a demand valve resuscitator, bag-valve mask device, or pocket mask as trained. Perform CPR if necessary. ▶ Transport to hospital, or doctor, without delay. <p>Following uptake by inhalation, move person to an area free from risk of further exposure. Oxygen or artificial respiration should be administered as needed. Asthmatic-type symptoms may develop and may be immediate or delayed up to several hours. Treatment is essentially symptomatic. A physician should be consulted.</p>
Ingestion	<ul style="list-style-type: none"> ▶ IF SWALLOWED, REFER FOR MEDICAL ATTENTION, WHERE POSSIBLE, WITHOUT DELAY. ▶ For advice, contact a Poisons Information Centre or a doctor. ▶ Urgent hospital treatment is likely to be needed. ▶ In the mean time, qualified first-aid personnel should treat the patient following observation and employing supportive measures as indicated by the patient's condition. ▶ If the services of a medical officer or medical doctor are readily available, the patient should be placed in his/her care and a copy of the SDS should be provided. Further action will be the responsibility of the medical specialist. ▶ If medical attention is not available on the worksite or surroundings send the patient to a hospital together with a copy of the SDS. <p>Where medical attention is not immediately available or where the patient is more than 15 minutes from a hospital or unless instructed otherwise:</p> <ul style="list-style-type: none"> ▶ INDUCE vomiting with fingers down the back of the throat, ONLY IF CONSCIOUS. Lean patient forward or place on left side (head-down position, if possible) to maintain open airway and prevent aspiration. <p>NOTE: Wear a protective glove when inducing vomiting by mechanical means.</p>

Indication of any immediate medical attention and special treatment needed

For sub-chronic and chronic exposures to isocyanates:

- ▶ This material may be a potent pulmonary sensitiser which causes bronchospasm even in patients without prior airway hyperreactivity.
- ▶ Clinical symptoms of exposure involve mucosal irritation of respiratory and gastrointestinal tracts.
- ▶ Conjunctival irritation, skin inflammation (erythema, pain vesiculation) and gastrointestinal disturbances occur soon after exposure.
- ▶ Pulmonary symptoms include cough, burning, substernal pain and dyspnoea.
- ▶ Some cross-sensitivity occurs between different isocyanates.
- ▶ Noncardiogenic pulmonary oedema and bronchospasm are the most serious consequences of exposure. Markedly symptomatic patients should receive oxygen, ventilatory support and an intravenous line.
- ▶ Treatment for asthma includes inhaled sympathomimetics (epinephrine [adrenalin], terbutaline) and steroids.
- ▶ Activated charcoal (1 g/kg) and a cathartic (sorbitol, magnesium citrate) may be useful for ingestion.
- ▶ Mydriatics, systemic analgesics and topical antibiotics (Sulamyd) may be used for corneal abrasions.
- ▶ There is no effective therapy for sensitised workers.

[Ellenhorn and Barceloux; Medical Toxicology]

NOTE: Isocyanates cause airway restriction in naive individuals with the degree of response dependant on the concentration and duration of exposure. They induce smooth muscle contraction which leads to bronchoconstrictive episodes. Acute changes in lung function, such as decreased FEV1, may not represent sensitivity.

[Karol & Jin, Frontiers in Molecular Toxicology, pp 56-61, 1992]

Personnel who work with isocyanates, isocyanate prepolymers or polyisocyanates should have a pre-placement medical examination and periodic examinations thereafter, including a pulmonary function test. Anyone with a medical history of chronic respiratory disease, asthmatic or bronchial attacks, indications of allergic responses, recurrent eczema or sensitisation conditions of the skin should not handle or work with isocyanates. Anyone who develops chronic respiratory distress when working with isocyanates should be removed from exposure and examined by a physician. Further exposure must be avoided if a sensitivity to isocyanates or polyisocyanates has developed.

SECTION 5 Firefighting measures

Extinguishing media

- ▶ Small quantities of water in contact with hot liquid may react violently with generation of a large volume of rapidly expanding hot sticky semi-solid foam.
- ▶ Presents additional hazard when fire fighting in a confined space.
- ▶ Cooling with flooding quantities of water reduces this risk.
- ▶ Water spray or fog may cause frothing and should be used in large quantities.
- ▶ Foam.
- ▶ Dry chemical powder.
- ▶ BCF (where regulations permit).
- ▶ Carbon dioxide.
- ▶ Water spray or fog - Large fires only.

Special hazards arising from the substrate or mixture

Fire Incompatibility	<ul style="list-style-type: none"> ▶ Avoid contamination with oxidising agents i.e. nitrates, oxidising acids, chlorine bleaches, pool chlorine etc. as ignition may result
-----------------------------	--

Advice for firefighters

Fire Fighting	<ul style="list-style-type: none"> ▶ Alert Fire Brigade and tell them location and nature of hazard. ▶ Wear full body protective clothing with breathing apparatus. ▶ Prevent, by any means available, spillage from entering drains or water course. ▶ Use fire fighting procedures suitable for surrounding area. ▶ Do not approach containers suspected to be hot. ▶ Cool fire exposed containers with water spray from a protected location. ▶ If safe to do so, remove containers from path of fire. ▶ Equipment should be thoroughly decontaminated after use.
Fire/Explosion Hazard	<ul style="list-style-type: none"> - Combustible. - Moderate fire hazard when exposed to heat or flame. - When heated to high temperatures decomposes rapidly generating vapour which pressures and may then rupture containers with release of flammable and highly toxic isocyanate vapour. - Burns with acrid black smoke and poisonous fumes. - Due to reaction with water producing CO₂-gas, a hazardous build-up of pressure could result if contaminated containers are re-sealed. - Combustion yields traces of highly toxic hydrogen cyanide HCN, plus toxic nitrogen oxides NO_x and carbon monoxide. <p>Combustion products include: carbon dioxide (CO₂) isocyanates and minor amounts of hydrogen cyanide nitrogen oxides (NO_x) other pyrolysis products typical of burning organic material.</p> <p>When heated at high temperatures many isocyanates decompose rapidly generating a vapour which pressurises containers, possibly to the point of rupture. Release of toxic and/or flammable isocyanate vapours may then occur</p>

SECTION 6 Accidental release measures**Personal precautions, protective equipment and emergency procedures**

See section 8

Environmental precautions

See section 12

Methods and material for containment and cleaning up

Minor Spills	<ul style="list-style-type: none"> ▶ Remove all ignition sources. ▶ Clean up all spills immediately. ▶ Avoid breathing vapours and contact with skin and eyes. ▶ Control personal contact with the substance, by using protective equipment. ▶ Contain and absorb spill with sand, earth, inert material or vermiculite. ▶ Wipe up. ▶ Place in a suitable, labelled container for waste disposal.
Major Spills	<ul style="list-style-type: none"> ▶ Liquid Isocyanates and high isocyanate vapour concentrations will penetrate seals on self contained breathing apparatus - SCBA should be used inside encapsulating suit where this exposure may occur. <p>For isocyanate spills of less than 40 litres (2 m²):</p> <ul style="list-style-type: none"> ▶ Evacuate area from everybody not dealing with the emergency, keep them upwind and prevent further access, remove ignition sources and, if inside building, ventilate area as well as possible. ▶ Notify supervision and others as necessary. ▶ Put on personal protective equipment (suitable respiratory protection, face and eye protection, protective suit, gloves and impermeable boots). ▶ Control source of leakage (where applicable). ▶ Dike the spill to prevent spreading and to contain additions of decontaminating solution. ▶ Prevent the material from entering drains. ▶ Estimate spill pool volume or area. ▶ Absorb and decontaminate. - Completely cover the spill with wet sand, wet earth, vermiculite or other similar absorbent. - Add neutraliser (for suitable formulations: see below) to the adsorbent materials (equal to that of estimated spill pool volume). Intensify contact between spill, absorbent and neutraliser by carefully mixing with a rake and allow to react for 15 minutes ▶ Shovel absorbent/decontaminant solution mixture into a steel drum. ▶ Decontaminate surface. - Pour an equal amount of neutraliser solution over contaminated surface. - Scrub area with a stiff bristle brush, using moderate pressure. - Completely cover decontaminant with vermiculite or other similar absorbent. - After 5 minutes, shovel absorbent/decontamination solution mixture into the same steel drum used above. ▶ Monitor for residual isocyanate. If surface is decontaminated, proceed to next step. If contamination persists, repeat decontaminate procedure immediately above ▶ Place loosely covered drum (release of carbon dioxide) outside for at least 72 hours. Label waste-containing drum appropriately. Remove waste materials for incineration. ▶ Decontaminate and remove personal protective equipment.

Continued...

- ▶ Return to normal operation.
- ▶ Conduct accident investigation and consider measures to prevent reoccurrence.

Decontamination:

Treat isocyanate spills with sufficient amounts of isocyanate decontaminant preparation ("neutralising fluid"). Isocyanates and polyisocyanates are generally not miscible with water. Liquid surfactants are necessary to allow better dispersion of isocyanate and neutralising fluids/ preparations. Alkaline neutralisers react faster than water/surfactant mixtures alone.

Typically, such a preparation may consist of:

Sawdust: 20 parts by weight Kieselguhr 40 parts by weight plus a mixture of {ammonia (s.g. 0.880) 8% v/v non-ionic surfactant 2% v/v water 90% v/v}.

Let stand for 24 hours

Three commonly used neutralising fluids each exhibit advantages in different situations.

Formulation A :

liquid surfactant 0.2-2%

sodium carbonate 5-10%

water to 100%

Formulation B

liquid surfactant 0.2-2%

concentrated ammonia 3-8%

water to 100%

Formulation C

ethanol, isopropanol or butanol 50%

concentrated ammonia 5%

water to 100%

After application of any of these formulae, let stand for 24 hours.

Formulation B reacts faster than Formulation A. However, ammonia-based neutralisers should be used only under well-ventilated conditions to avoid overexposure to ammonia or if members of the emergency team wear suitable respiratory protection.

Formulation C is especially suitable for cleaning of equipment from unreacted isocyanate and neutralizing under freezing conditions. Regard has to be taken to the flammability of the alcoholic solution.

- ▶ Avoid contamination with water, alkalies and detergent solutions.
- ▶ Material reacts with water and generates gas, pressurises containers with even drum rupture resulting.
- ▶ **DO NOT reseal container if contamination is suspected.**
- ▶ Open all containers with care.
- ▶ **DO NOT touch the spill material**
- ▶ Clear area of personnel and move upwind.
- ▶ Alert Fire Brigade and tell them location and nature of hazard.
- ▶ Wear full body protective clothing with breathing apparatus.
- ▶ Prevent, by any means available, spillage from entering drains or water course.
- ▶ Stop leak if safe to do so.
- ▶ Contain spill with sand, earth or vermiculite.
- ▶ Collect recoverable product into labelled containers for recycling.
- ▶ Neutralise/decontaminate residue (see Section 13 for specific agent).
- ▶ Collect solid residues and seal in labelled drums for disposal.
- ▶ Wash area and prevent runoff into drains.
- ▶ After clean up operations, decontaminate and launder all protective clothing and equipment before storing and re-using.
- ▶ If contamination of drains or waterways occurs, advise emergency services.

Personal Protective Equipment advice is contained in Section 8 of the SDS.

SECTION 7 Handling and storage

Precautions for safe handling

Safe handling	<ul style="list-style-type: none"> ▶ DO NOT allow clothing wet with material to stay in contact with skin ▶ Avoid all personal contact, including inhalation. ▶ Wear protective clothing when risk of exposure occurs. ▶ Use in a well-ventilated area. ▶ Prevent concentration in hollows and sumps. ▶ DO NOT enter confined spaces until atmosphere has been checked. ▶ DO NOT allow material to contact humans, exposed food or food utensils. ▶ Avoid contact with incompatible materials. ▶ When handling, DO NOT eat, drink or smoke. ▶ Keep containers securely sealed when not in use. ▶ Avoid physical damage to containers. ▶ Always wash hands with soap and water after handling. ▶ Work clothes should be laundered separately. Launder contaminated clothing before re-use. ▶ Use good occupational work practice. ▶ Observe manufacturer's storage and handling recommendations contained within this SDS. ▶ Atmosphere should be regularly checked against established exposure standards to ensure safe working conditions are maintained.
Other information	<p>Consider storage under inert gas.</p> <p>for commercial quantities of isocyanates:</p> <ul style="list-style-type: none"> · Isocyanates should be stored in adequately bunded areas. Nothing else should be kept within the same bunding. Pre-polymers need not be segregated. Drums of isocyanates should be stored under cover, out of direct sunlight, protected from rain,

protected from physical damage and well away from moisture, acids and alkalis.

- Where isocyanates are stored at elevated temperatures to prevent solidifying, adequate controls should be installed to prevent the high temperatures and precautions against fire should be taken.
- Where stored in tanks, the more reactive isocyanates should be blanketed with a non-reactive gas such as nitrogen and equipped with absorptive type breather valve (to prevent vapour emissions)..
- Transfer systems for isocyanates in bulk storage should be fully enclosed and use pump or vacuum systems. Warning signs, in appropriate languages, should be posted where necessary.
- Areas in which polyurethane foam products are stored should be supplied with good general ventilation. Residual amounts of unreacted isocyanate may be present in the finished foam, resulting in hazardous atmospheric concentrations.
- Ideal storage temperature range is dependent on the specific polymer due to viscosity and melting point differences between the polymers. Use 25 deg C (77 deg F) to 30 deg C (86 deg F) as a guideline to most liquid isocyanates for optimum storage temperature. If some isocyanates are stored at or below a temperature of 25 deg C (77 deg F), crystallization and settling of the isocyanate may occur. Storage in a cold warehouse can cause crystals to form. These crystals can settle to the bottom of the container. If crystals do form, they can be melted easily with moderate heat. It is suggested that a container the size of a drum be warmed for 16-24 hours at sufficient temperature to melt the crystals. When the crystals are melted, the container should be agitated by rolling or stirring, until the contents are homogenous. Since heated isocyanate will generate vapors more rapidly than product stored at 25 deg C (77 deg F), be sure to follow the precautions under the Personal Protection.

Rotate all stock to prevent ageing. Use on FIFO (First In-First Out) basis

- ▶ Store in original containers.
- ▶ Keep containers securely sealed.
- ▶ Store in a cool, dry, well-ventilated area.
- ▶ Store away from incompatible materials and foodstuff containers.
- ▶ Protect containers against physical damage and check regularly for leaks.
- ▶ Observe manufacturer's storage and handling recommendations contained within this SDS.

Conditions for safe storage, including any incompatibilities

Suitable container

- ▶ Lined metal can, lined metal pail/ can.
- ▶ Plastic pail.
- ▶ Polyliner drum.
- ▶ Packing as recommended by manufacturer.
- ▶ Check all containers are clearly labelled and free from leaks.

For low viscosity materials

- ▶ Drums and jerricans must be of the non-removable head type.
- ▶ Where a can is to be used as an inner package, the can must have a screwed enclosure.

For materials with a viscosity of at least 2680 cSt. (23 deg. C) and solids (between 15 C deg. and 40 deg C.):

- ▶ Removable head packaging;
- ▶ Cans with friction closures and
- ▶ low pressure tubes and cartridges

may be used.

-

Where combination packages are used, and the inner packages are of glass, there must be sufficient inert cushioning material in contact with inner and outer packages *.

-

In addition, where inner packagings are glass and contain liquids of packing group I and II there must be sufficient inert absorbent to absorb any spillage *.

-

* unless the outer packaging is a close fitting moulded plastic box and the substances are not incompatible with the plastic.

All inner and sole packagings for substances that have been assigned to Packaging Groups I or II on the basis of inhalation toxicity criteria, must be hermetically sealed.

Storage incompatibility

- Avoid reaction with water, alcohols and detergent solutions. Isocyanates are electrophiles, and as such they are reactive toward a variety of nucleophiles including alcohols, amines, and even water. Upon treatment with an alcohol, an isocyanate forms a urethane linkage. If a di-isocyanate is treated with a compound containing two or more hydroxyl groups, such as a diol or a polyol, polymer chains are formed, which are known as polyurethanes. Reaction between a di-isocyanate and a compound containing two or more amine groups, produces long polymer chains known as polyureas.
- Isocyanates and thioisocyanates are incompatible with many classes of compounds, reacting exothermically to release toxic gases. Reactions with amines, strong bases, aldehydes, alcohols, alkali metals, ketones, mercaptans, strong oxidisers, hydrides, phenols, and peroxides can cause vigorous releases of heat. Acids and bases initiate polymerisation reactions in these materials.
- Isocyanates also can react with themselves. Aliphatic di-isocyanates can form trimers, which are structurally related to cyanuric acid. Isocyanates participate in Diels-Alder reactions, functioning as dienophiles
- Isocyanates easily form adducts with carbodiimides, isothiocyanates, ketenes, or with substrates containing activated CC or CN bonds.
- Some isocyanates react with water to form amines and liberate carbon dioxide. This reaction may also generate large volumes of foam and heat. Foaming spaces may produce pressure in confined spaces or containers. Gas generation may pressurise drums to the point of rupture.
- Do NOT reseal container if contamination is expected
- Open all containers with care
- Base-catalysed reactions of isocyanates with alcohols should be carried out in inert solvents. Such reactions in the absence of solvents often occur with explosive violence,
- Isocyanates will attack and embrittle some plastics and rubbers.
- The isocyanate anion is a pseudohalide (syn pseudohalogen) whose chemistry, resembling that of the true halogens, allows it to substitute for halogens in several classes of chemical compounds.. The behavior and chemical properties of the several pseudohalides are identical to that of the true halide ions.
 - ▶ A range of exothermic decomposition energies for isocyanates is given as 20-30 kJ/mol.

- ▶ The relationship between energy of decomposition and processing hazards has been the subject of discussion; it is suggested that values of energy released per unit of mass, rather than on a molar basis (J/g) be used in the assessment.
 - ▶ For example, in "open vessel processes" (with man-hole size openings, in an industrial setting), substances with exothermic decomposition energies below 500 J/g are unlikely to present a danger, whilst those in "closed vessel processes" (opening is a safety valve or bursting disk) present some danger where the decomposition energy exceeds 150 J/g.
- BREThERICK: Handbook of Reactive Chemical Hazards, 4th Edition

SECTION 8 Exposure controls / personal protection

Control parameters

Occupational Exposure Limits (OEL)

INGREDIENT DATA

Source	Ingredient	Material name	TWA	STEL	Peak	Notes
Singapore Permissible Exposure Limits of Toxic Substances	4,4'-diphenylmethane diisocyanate (MDI)	Methylene bisphenyl isocyanate (MDI, Diphenyl methane diisocyanate)	0.005 ppm / 0.051 mg/m ³	Not Available	Not Available	Not Available

Ingredient	Original IDLH	Revised IDLH
MDI oligomer	Not Available	Not Available
4,4'-diphenylmethane diisocyanate (MDI)	75 mg/m ³	Not Available
2,4'-diphenylmethane diisocyanate	Not Available	Not Available
2,2'-diphenylmethane diisocyanate	Not Available	Not Available

Occupational Exposure Banding

Ingredient	Occupational Exposure Band Rating	Occupational Exposure Band Limit
MDI oligomer	E	≤ 0.1 ppm
2,4'-diphenylmethane diisocyanate	E	≤ 0.1 ppm
2,2'-diphenylmethane diisocyanate	E	≤ 0.1 ppm
Notes:	<i>Occupational exposure banding is a process of assigning chemicals into specific categories or bands based on a chemical's potency and the adverse health outcomes associated with exposure. The output of this process is an occupational exposure band (OEB), which corresponds to a range of exposure concentrations that are expected to protect worker health.</i>	

Exposure controls

Appropriate engineering controls

- ▶ All processes in which isocyanates are used should be enclosed wherever possible.
- ▶ Total enclosure, accompanied by good general ventilation, should be used to keep atmospheric concentrations below the relevant exposure standards.
- ▶ If total enclosure of the process is not feasible, local exhaust ventilation may be necessary. Local exhaust ventilation is essential where lower molecular weight isocyanates (such as TDI or HDI) is used or where isocyanate or polyurethane is sprayed.
- ▶ Where other isocyanates or pre-polymers are used and aerosol formation cannot occur, local exhaust ventilation may not be necessary if the atmospheric concentration can be kept below the relevant exposure standards.
- ▶ Where local exhaust ventilation is installed, exhaust vapours should not be vented to the exterior in such a manner as to create a hazard.

Engineering controls are used to remove a hazard or place a barrier between the worker and the hazard. Well-designed engineering controls can be highly effective in protecting workers and will typically be independent of worker interactions to provide this high level of protection.

The basic types of engineering controls are:

Process controls which involve changing the way a job activity or process is done to reduce the risk.

Enclosure and/or isolation of emission source which keeps a selected hazard "physically" away from the worker and ventilation that strategically "adds" and "removes" air in the work environment. Ventilation can remove or dilute an air contaminant if designed properly. The design of a ventilation system must match the particular process and chemical or contaminant in use. Employers may need to use multiple types of controls to prevent employee overexposure.

- ▶ Spraying of material or material in admixture with other components must be carried out in conditions conforming to local state regulations (AS/NZS 4114, UNI EN 12215:2010, ANSI/AIHA Z9.3-2007 or national equivalent).
- ▶ Local exhaust ventilation with full face positive-pressure air supplied breathing apparatus (hood or helmet type) is required.
- ▶ Spraying should be performed in a spray booth fitted with an effective exhaust system which complies with local environmental legislation.
- ▶ The spray booth area must be isolated from unprotected personnel whilst spraying is in progress and until all spraying mist has cleared.

NOTE: Isocyanate vapours will not be adequately absorbed by organic vapour respirators. Air contaminants generated in the workplace possess varying "escape" velocities which, in turn, determine the "capture velocities" of fresh circulating air required to effectively remove the contaminant.

Ardex R90P Part B

	<p>Type of Contaminant:</p> <p>direct spray, spray painting in shallow booths, drum filling, conveyer loading, crusher dusts, gas discharge (active generation into zone of rapid air motion)</p> <p>Within each range the appropriate value depends on:</p> <table border="1" data-bbox="384 327 1203 501"> <thead> <tr> <th>Lower end of the range</th> <th>Upper end of the range</th> </tr> </thead> <tbody> <tr> <td>1: Room air currents minimal or favourable to capture</td> <td>1: Disturbing room air currents</td> </tr> <tr> <td>2: Contaminants of low toxicity or of nuisance value only</td> <td>2: Contaminants of high toxicity</td> </tr> <tr> <td>3: Intermittent, low production.</td> <td>3: High production, heavy use</td> </tr> <tr> <td>4: Large hood or large air mass in motion</td> <td>4: Small hood-local control only</td> </tr> </tbody> </table> <p>Simple theory shows that air velocity falls rapidly with distance away from the opening of a simple extraction pipe. Velocity generally decreases with the square of distance from the extraction point should be adjusted, accordingly, after reference to distance from the contaminating source. The air velocity at the extraction fan, for example, should be a minimum of 4-10 m/s (800-2000 f/min.) for extraction of solvents generated by spraying at a point 2 meters distant from the extraction point. Other mechanical considerations, producing performance deficits within the extraction apparatus, make it essential that theoretical air velocities are multiplied by factors of 10 or more when extraction systems are installed or used.</p>	Lower end of the range	Upper end of the range	1: Room air currents minimal or favourable to capture	1: Disturbing room air currents	2: Contaminants of low toxicity or of nuisance value only	2: Contaminants of high toxicity	3: Intermittent, low production.	3: High production, heavy use	4: Large hood or large air mass in motion	4: Small hood-local control only	<p>Air Speed:</p> <p>1-2.5 m/s (200-500 f/min.)</p>
	Lower end of the range	Upper end of the range										
1: Room air currents minimal or favourable to capture	1: Disturbing room air currents											
2: Contaminants of low toxicity or of nuisance value only	2: Contaminants of high toxicity											
3: Intermittent, low production.	3: High production, heavy use											
4: Large hood or large air mass in motion	4: Small hood-local control only											
<p>Individual protection measures, such as personal protective equipment</p>												
<p>Eye and face protection</p>	<ul style="list-style-type: none"> ▶ Safety glasses with side shields. ▶ Chemical goggles. [AS/NZS 1337.1, EN166 or national equivalent] ▶ Contact lenses may pose a special hazard; soft contact lenses may absorb and concentrate irritants. A written policy document, describing the wearing of lenses or restrictions on use, should be created for each workplace or task. This should include a review of lens absorption and adsorption for the class of chemicals in use and an account of injury experience. Medical and first-aid personnel should be trained in their removal and suitable equipment should be readily available. In the event of chemical exposure, begin eye irrigation immediately and remove contact lens as soon as practicable. Lens should be removed at the first signs of eye redness or irritation - lens should be removed in a clean environment only after workers have washed hands thoroughly. [CDC NIOSH Current Intelligence Bulletin 59]. 											
<p>Skin protection</p>	<p>See Hand protection below</p>											
<p>Hands/feet protection</p>	<p>NOTE:</p> <ul style="list-style-type: none"> ▶ The material may produce skin sensitisation in predisposed individuals. Care must be taken, when removing gloves and other protective equipment, to avoid all possible skin contact. ▶ Contaminated leather items, such as shoes, belts and watch-bands should be removed and destroyed. <p>The selection of suitable gloves does not only depend on the material, but also on further marks of quality which vary from manufacturer to manufacturer. Where the chemical is a preparation of several substances, the resistance of the glove material can not be calculated in advance and has therefore to be checked prior to the application.</p> <p>The exact break through time for substances has to be obtained from the manufacturer of the protective gloves and has to be observed when making a final choice.</p> <p>Personal hygiene is a key element of effective hand care. Gloves must only be worn on clean hands. After using gloves, hands should be washed and dried thoroughly. Application of a non-perfumed moisturiser is recommended.</p> <p>Suitability and durability of glove type is dependent on usage. Important factors in the selection of gloves include:</p> <ul style="list-style-type: none"> · frequency and duration of contact, · chemical resistance of glove material, · glove thickness and · dexterity <p>Select gloves tested to a relevant standard (e.g. Europe EN 374, US F739, AS/NZS 2161.1 or national equivalent).</p> <ul style="list-style-type: none"> · When prolonged or frequently repeated contact may occur, a glove with a protection class of 5 or higher (breakthrough time greater than 240 minutes according to EN 374, AS/NZS 2161.10.1 or national equivalent) is recommended. · When only brief contact is expected, a glove with a protection class of 3 or higher (breakthrough time greater than 60 minutes according to EN 374, AS/NZS 2161.10.1 or national equivalent) is recommended. · Some glove polymer types are less affected by movement and this should be taken into account when considering gloves for long-term use. · Contaminated gloves should be replaced. <p>As defined in ASTM F-739-96 in any application, gloves are rated as:</p> <ul style="list-style-type: none"> · Excellent when breakthrough time > 480 min · Good when breakthrough time > 20 min · Fair when breakthrough time < 20 min · Poor when glove material degrades <p>For general applications, gloves with a thickness typically greater than 0.35 mm, are recommended.</p> <p>It should be emphasised that glove thickness is not necessarily a good predictor of glove resistance to a specific chemical, as the permeation efficiency of the glove will be dependent on the exact composition of the glove material. Therefore, glove selection should also be based on consideration of the task requirements and knowledge of breakthrough times.</p> <p>Glove thickness may also vary depending on the glove manufacturer, the glove type and the glove model. Therefore, the manufacturers technical data should always be taken into account to ensure selection of the most appropriate glove for the task.</p> <p>Note: Depending on the activity being conducted, gloves of varying thickness may be required for specific tasks. For example:</p> <ul style="list-style-type: none"> · Thinner gloves (down to 0.1 mm or less) may be required where a high degree of manual dexterity is needed. However, these gloves are only likely to give short duration protection and would normally be just for single use applications, then disposed of. · Thicker gloves (up to 3 mm or more) may be required where there is a mechanical (as well as a chemical) risk i.e. where there is abrasion or puncture potential <p>Gloves must only be worn on clean hands. After using gloves, hands should be washed and dried thoroughly. Application of a non-perfumed moisturiser is recommended.</p>											

Ardex R90P Part B

	<ul style="list-style-type: none"> ▶ Do NOT wear natural rubber (latex gloves). ▶ Isocyanate resistant materials include Teflon, Viton, nitrile rubber and some PVA gloves. ▶ Protective gloves and overalls should be worn as specified in the appropriate national standard. ▶ Contaminated garments should be removed promptly and should not be re-used until they have been decontaminated. ▶ NOTE: Natural rubber, neoprene, PVC can be affected by isocyanates ▶ DO NOT use skin cream unless necessary and then use only minimum amount. ▶ Isocyanate vapour may be absorbed into skin cream and this increases hazard.
Body protection	See Other protection below
Other protection	<p>All employees working with isocyanates must be informed of the hazards from exposure to the contaminant and the precautions necessary to prevent damage to their health. They should be made aware of the need to carry out their work so that as little contamination as possible is produced, and of the importance of the proper use of all safeguards against exposure to themselves and their fellow workers. Adequate training, both in the proper execution of the task and in the use of all associated engineering controls, as well as of any personal protective equipment, is essential.</p> <p>Employees exposed to contamination hazards should be educated in the need for, and proper use of, facilities, clothing and equipment and thereby maintain a high standard of personal cleanliness. Special attention should be given to ensuring that all personnel understand instructions, especially newly recruited employees and those with local-language difficulties, where they are known.</p> <ul style="list-style-type: none"> ▶ Overalls. ▶ Eyewash unit. ▶ Barrier cream. ▶ Skin cleansing cream.

Recommended material(s)

GLOVE SELECTION INDEX

Glove selection is based on a modified presentation of the: **"Forsberg Clothing Performance Index"**.
The effect(s) of the following substance(s) are taken into account in the **computer-generated** selection:
Ardex R90P Part B

Material	CPI
PE/EVAL/PE	A

* CPI - Chemwatch Performance Index
A: Best Selection
B: Satisfactory; may degrade after 4 hours continuous immersion
C: Poor to Dangerous Choice for other than short term immersion
NOTE: As a series of factors will influence the actual performance of the glove, a final selection must be based on detailed observation. -
* Where the glove is to be used on a short term, casual or infrequent basis, factors such as "feel" or convenience (e.g. disposability), may dictate a choice of gloves which might otherwise be unsuitable following long-term or frequent use. A qualified practitioner should be consulted.

Ansell Glove Selection

Glove — In order of recommendation
AlphaTec® Solvex® 37-675
MICROFLEX® 93-260
MICROFLEX® Supreno® EC SEC-375
TouchNTuff® 83-500
DermaShield™ 73-711
MICROFLEX® 63-864
MICROFLEX® 73-847
MICROFLEX® 93-244
MICROFLEX® 93-252
MICROFLEX® 93-853

The suggested gloves for use should be confirmed with the glove supplier.

Respiratory protection

Full face respirator with supplied air.

- ▶ Cartridge respirators should never be used for emergency ingress or in areas of unknown vapour concentrations or oxygen content.
- ▶ The wearer must be warned to leave the contaminated area immediately on detecting any odours through the respirator. The odour may indicate that the mask is not functioning properly, that the vapour concentration is too high, or that the mask is not properly fitted. Because of these limitations, only restricted use of cartridge respirators is considered appropriate.
- ▶ Cartridge performance is affected by humidity. Cartridges should be changed after 2 hr of continuous use unless it is determined that the humidity is less than 75%, in which case, cartridges can be used for 4 hr. Used cartridges should be discarded daily, regardless of the length of time used

For spraying or operations which might generate aerosols:

Full face respirator with supplied air.

- ▶ In certain circumstances, personal protection of the individual employee is necessary. Personal protective devices should be regarded as being supplementary to substitution and engineering control and should not be used in preference to them as they do nothing to eliminate the hazard.
- ▶ However, in some situations, minimising exposure to isocyanates by enclosure and ventilation is not possible, and occupational exposure standards may be exceeded, particularly during on-site mixing of paints, spray-painting, foaming and maintenance of machine and ventilation systems. In these situations, air-line respirators or self-contained breathing apparatus complying with the appropriate national standard must be used.
- ▶ **Organic vapour respirators with particulate pre- filters and powered, air-purifying respirators are NOT suitable.**
- ▶ Personal protective equipment must be appropriately selected, individually fitted and workers trained in their correct use and maintenance. Personal protective equipment must be regularly checked and maintained to ensure that the worker is being protected.
- ▶ Air-line respirators or self-contained breathing apparatus complying with the appropriate national standard should be used during the clean-up of spills and the repair or clean-up of contaminated equipment and similar situations which cause emergency exposures to hazardous atmospheric concentrations of isocyanate.

SECTION 9 Physical and chemical properties

Information on basic physical and chemical properties

Appearance	Brown liquid with earthy or musty odour; does not mix with water.		
Physical state	Liquid	Relative density (Water = 1)	1.238 @20C

Odour	Not Available	Partition coefficient n-octanol / water	Not Available
Odour threshold	Not Available	Auto-ignition temperature (°C)	>500 (ignition temp.)
pH (as supplied)	Not Applicable	Decomposition temperature (°C)	Not Available
Melting point / freezing point (°C)	<0 (pour pt.)	Viscosity (cSt)	>200 @20C
Initial boiling point and boiling range (°C)	>300	Molecular weight (g/mol)	Not Applicable
Flash point (°C)	226	Taste	Not Available
Evaporation rate	Not Available	Explosive properties	Not Available
Flammability	Not Applicable	Oxidising properties	Not Available
Upper Explosive Limit (%)	Not Available	Surface Tension (dyn/cm or mN/m)	Not Available
Lower Explosive Limit (%)	Not Available	Volatile Component (%vol)	Not Available
Vapour pressure (kPa)	Not Available	Gas group	Not Available
Solubility in water	Immiscible	pH as a solution (1%)	Not Applicable
Vapour density (Air = 1)	Not Available	VOC g/L	Not Available
Heat of Combustion (kJ/g)	Not Available	Ignition Distance (cm)	Not Available
Flame Height (cm)	Not Available	Flame Duration (s)	Not Available
Enclosed Space Ignition Time Equivalent (s/m3)	Not Available	Enclosed Space Ignition Deflagration Density (g/m3)	Not Available

SECTION 10 Stability and reactivity

Reactivity	See section 7
Chemical stability	<ul style="list-style-type: none"> ▶ Presence of elevated temperatures. ▶ Unstable in the presence of incompatible materials. ▶ Product is considered stable. ▶ Hazardous polymerisation will not occur.
Possibility of hazardous reactions	See section 7
Conditions to avoid	See section 7
Incompatible materials	See section 7
Hazardous decomposition products	See section 5

SECTION 11 Toxicological information

Information on toxicological effects

Inhaled	<p>The material can cause respiratory irritation in some persons. The body's response to such irritation can cause further lung damage.</p> <p>Inhalation of vapours may cause drowsiness and dizziness. This may be accompanied by sleepiness, reduced alertness, loss of reflexes, lack of co-ordination, and vertigo.</p> <p>The vapour/mist may be highly irritating to the upper respiratory tract and lungs; the response may be severe enough to produce bronchitis and pulmonary oedema. Possible neurological symptoms arising from isocyanate exposure include headache, insomnia, euphoria, ataxia, anxiety neurosis, depression and paranoia. Gastrointestinal disturbances are characterised by nausea and vomiting. Pulmonary sensitisation may produce asthmatic reactions ranging from minor breathing difficulties to severe allergic attacks; this may occur following a single acute exposure or may develop without warning for several hours after exposure. Sensitized people can react to very low doses, and should not be allowed to work in situations allowing exposure to this material. Continued exposure of sensitised persons may lead to possible long term respiratory impairment.</p> <p>Inhalation hazard is increased at higher temperatures.</p> <p>Inhalation of aerosols (mists, fumes), generated by the material during the course of normal handling, may produce severely toxic effects. Relatively small amounts absorbed from the lungs may prove fatal.</p>
Ingestion	Accidental ingestion of the material may be severely damaging to the health of the individual; animal experiments indicate that ingestion of less than 5 gram may be fatal.
Skin Contact	<p>This material can cause inflammation of the skin on contact in some persons.</p> <p>The material may accentuate any pre-existing dermatitis condition</p> <p>Skin contact with the material may damage the health of the individual; systemic effects may result following absorption.</p> <p>Open cuts, abraded or irritated skin should not be exposed to this material</p> <p>Entry into the blood-stream, through, for example, cuts, abrasions or lesions, may produce systemic injury with harmful effects.</p> <p>Examine the skin prior to the use of the material and ensure that any external damage is suitably protected.</p>

Eye	<p>This material may produce eye irritation in some persons and produce eye damage 24 hours or more after instillation. Moderate inflammation may be expected with redness; conjunctivitis may occur with prolonged exposure.</p>							
Chronic	<p>There has been concern that this material can cause cancer or mutations, but there is not enough data to make an assessment. Long-term exposure to respiratory irritants may result in airways disease, involving difficulty breathing and related whole-body problems.</p> <p>Inhaling this product is more likely to cause a sensitisation reaction in some persons compared to the general population. Skin contact with the material is more likely to cause a sensitisation reaction in some persons compared to the general population.</p> <p>Toxic: danger of serious damage to health by prolonged exposure through inhalation, in contact with skin and if swallowed. This material can cause serious damage if one is exposed to it for long periods. It can be assumed that it contains a substance which can produce severe defects.</p> <p>Substance accumulation, in the human body, may occur and may cause some concern following repeated or long-term occupational exposure.</p> <p>This product contains a polymer with a functional group considered to be of high concern. Isothiocyanates may cause hypersensitivity of the skin and airways.</p> <p>Fully reacted polyurethane polymer is chemically inert. No exposure limits have been established in the U.S. by OSHA (Occupational Safety and Health Administration) or ACGIH (American Conference of Governmental Industrial Hygienists). It is not regulated by OSHA for carcinogenicity.</p> <p>Liquid resin blends containing residual isocyanates may contain hazardous or regulated components. Isocyanates are known skin and respiratory sensitizers. Additionally, amines, glycols, and phosphate present in spray polyurethane foams present risks. The oral administration of polyurethane particles at 5 and 10 mg/kg/day for 10 days generated an inflammation response in mice. There was increased visceral fat accumulation in the treated mice in all groups (2, 5, 10 mg/kg/d) compared to controls. The lungs of mice in the 5 and 10 mg/kg/day groups showed inflammation, and inflammatory infiltrate was observed in all treatment groups.</p> <p>This material contains a substantial amount of polymer considered to be of low concern. These are classified under having MWs of between 1000 to 10000 with less than 25% of molecules with MWs under 1000 and less than 10% under 500; or having a molecular weight average of over 10000.</p> <p>Persons with a history of asthma or other respiratory problems or are known to be sensitised, should not be engaged in any work involving the handling of isocyanates.</p> <p>The chemistry of reaction of isocyanates, as evidenced by MDI, in biological milieu is such that in the event of a true exposure of small MDI doses to the mouth, reactions will commence at once with biological macromolecules in the buccal region and will continue along the digestive tract prior to reaching the stomach. Reaction products will be a variety of polyureas and macromolecular conjugates with for example mucus, proteins and cell components.</p> <p>This is corroborated by the results from an MDI inhalation study. Following an inhalation exposure of rats to radiolabelled MDI, 79% of the dose was excreted in faeces. The faecal excretion in these animals was considered entirely due to ingestion of radioactivity from grooming and ingestion of deposited material from the nasopharyngeal region via the mucociliary escalator, i.e. not following systemic absorption. The faecal radioactivity was tentatively identified as mixed molecular weight polyureas derived from MDI. Diamine was not present. Thus, for MDI and diisocyanates in general the oral gavage dosing route is inappropriate for toxicological studies and risk assessment.</p> <p>It is expected that oral gavage dosing will result in a similar outcome to that produced by TDI or MDI, that is (1) reaction with stomach contents and (2) polymerization to solid polyureas.</p> <ul style="list-style-type: none"> ▶ Reaction with stomach contents is very plausibly described in case reports of accidental ingestion of polymeric MDI based glue in domestic animals. Extensive polymerization and CO₂ liberation resulting in an expansion of the gastric content is described in the stomach, without apparent acute chemical toxicity ▶ Polyurea formation in organic and aqueous phases has been described. In this generally accepted chemistry of hydrolysis of an isocyanate the initially produced carbamate decarboxylates to an amine which. The amine, as a reactive intermediate, then reacts very readily with the present isocyanate to produce a solid and inert polyurea. This urea formation acts as a pH buffer in the stomach, thus promoting transformation of the diisocyanate into polyurea, even under the acidic conditions. <p>At the resorbive tissues in the small intestine, these high molecular reaction products are likely to be of very low bioavailability, which is substantiated by the absence of systemic toxicity in acute oral bioassays with rats at the OECD limit dose (LC50>2 g/kg bw).</p> <p>The respiratory tract may be regarded as the main entry for systemically available isocyanates as evidenced following MDI exposures.</p> <p>A detailed summary on urinary, plasma and in vitro metabolite studies is provided below. Taken together, all available studies provide convincing evidence that MDI-protein adduct and MDI-metabolite formation proceeds:</p> <ul style="list-style-type: none"> ▶ via formation of a labile isocyanate glutathione (GSH)-adduct, ▶ then transfer to a more stable adduct with larger proteins, and ▶ without formation of free MDA. MDA reported as a metabolite is actually formed by analytical workup procedures (strong acid or base hydrolysis) and is not an identified metabolite in urine or blood <p>Animal testing shows that polymeric MDI can damage the nasal cavities and lungs, causing inflammation and increased cell growth.</p> <p>Isocyanate vapours are irritating to the airways and can cause their inflammation, with wheezing, gasping, severe distress, even loss of consciousness and fluid in the lungs. Nervous system symptoms that may occur include headache, sleep disturbance, euphoria, inco-ordination, anxiety, depression and paranoia.</p>							
Ardex R90P Part B	<table border="1"> <thead> <tr> <th>TOXICITY</th> </tr> </thead> <tbody> <tr> <td>Not Available</td> </tr> </tbody> </table>	TOXICITY	Not Available	<table border="1"> <thead> <tr> <th>IRRITATION</th> </tr> </thead> <tbody> <tr> <td>Not Available</td> </tr> </tbody> </table>	IRRITATION	Not Available		
TOXICITY								
Not Available								
IRRITATION								
Not Available								
MDI oligomer	<table border="1"> <thead> <tr> <th>TOXICITY</th> </tr> </thead> <tbody> <tr> <td>Dermal (rabbit) LD50: >9400 mg/kg^[2]</td> </tr> <tr> <td>Inhalation (Rat) LC50: 0.49 mg/L4h^[2]</td> </tr> <tr> <td>Oral (Rat) LD50: 43000 mg/kg^[2]</td> </tr> </tbody> </table>	TOXICITY	Dermal (rabbit) LD50: >9400 mg/kg ^[2]	Inhalation (Rat) LC50: 0.49 mg/L4h ^[2]	Oral (Rat) LD50: 43000 mg/kg ^[2]	<table border="1"> <thead> <tr> <th>IRRITATION</th> </tr> </thead> <tbody> <tr> <td>Eye (Rodent - rabbit): 100mg - Mild</td> </tr> </tbody> </table>	IRRITATION	Eye (Rodent - rabbit): 100mg - Mild
TOXICITY								
Dermal (rabbit) LD50: >9400 mg/kg ^[2]								
Inhalation (Rat) LC50: 0.49 mg/L4h ^[2]								
Oral (Rat) LD50: 43000 mg/kg ^[2]								
IRRITATION								
Eye (Rodent - rabbit): 100mg - Mild								

	TOXICITY	IRRITATION
4,4'-diphenylmethane diisocyanate (MDI)	Dermal (rabbit) LD50: >6200 mg/kg ^[2]	Eye (Rodent - rabbit): 100mg - Moderate
	Inhalation (Rat) LC50: 0.368 mg/L4h ^[1]	Eye: no adverse effect observed (not irritating) ^[1]
	Oral (Mouse) LD50; 2200 mg/kg ^[2]	Skin (Rodent - rabbit): 500mg/24H
		Skin: adverse effect observed (irritating) ^[1]
		Skin: no adverse effect observed (not irritating) ^[1]
2,4'-diphenylmethane diisocyanate	TOXICITY	IRRITATION
	Not Available	Eye: no adverse effect observed (not irritating) ^[1]
		Skin: adverse effect observed (irritating) ^[1]
2,2'-diphenylmethane diisocyanate	TOXICITY	IRRITATION
	Inhalation (Rat) LC50: 0.527 mg/L4h ^[1]	Eye: no adverse effect observed (not irritating) ^[1]
		Skin: adverse effect observed (irritating) ^[1]

Legend:

1. Value obtained from Europe ECHA Registered Substances - Acute toxicity 2. Value obtained from manufacturer's SDS. Unless otherwise specified data extracted from RTECS - Register of Toxic Effect of chemical Substances

MDI OLIGOMER	product
4,4'-DIPHENYLMETHANE DIISOCYANATE (MDI)	Inhalation (human) TCLo: 0.13 ppm/30 mins Eye (rabbit): 0.10 mg moderate
MDI OLIGOMER & 4,4'-DIPHENYLMETHANE DIISOCYANATE (MDI) & 2,4'-DIPHENYLMETHANE DIISOCYANATE & 2,2'-DIPHENYLMETHANE DIISOCYANATE	<p>The following information refers to contact allergens as a group and may not be specific to this product. Contact allergies quickly manifest themselves as contact eczema, more rarely as urticaria or Quincke's oedema. The pathogenesis of contact eczema involves a cell-mediated (T lymphocytes) immune reaction of the delayed type. Other allergic skin reactions, e.g. contact urticaria, involve antibody-mediated immune reactions. The significance of the contact allergen is not simply determined by its sensitisation potential: the distribution of the substance and the opportunities for contact with it are equally important. A weakly sensitising substance which is widely distributed can be a more important allergen than one with stronger sensitising potential with which few individuals come into contact. From a clinical point of view, substances are noteworthy if they produce an allergic test reaction in more than 1% of the persons tested.</p> <p>Asthma-like symptoms may continue for months or even years after exposure to the material ends. This may be due to a non-allergic condition known as reactive airways dysfunction syndrome (RADS) which can occur after exposure to high levels of highly irritating compound. Main criteria for diagnosing RADS include the absence of previous airways disease in a non-atopic individual, with sudden onset of persistent asthma-like symptoms within minutes to hours of a documented exposure to the irritant. Other criteria for diagnosis of RADS include a reversible airflow pattern on lung function tests, moderate to severe bronchial hyperreactivity on methacholine challenge testing, and the lack of minimal lymphocytic inflammation, without eosinophilia. RADS (or asthma) following an irritating inhalation is an infrequent disorder with rates related to the concentration of and duration of exposure to the irritating substance. On the other hand, industrial bronchitis is a disorder that occurs as a result of exposure due to high concentrations of irritating substance (often particles) and is completely reversible after exposure ceases. The disorder is characterized by difficulty breathing, cough and mucus production.</p> <p>Allergic reactions involving the respiratory tract are usually due to interactions between IgE antibodies and allergens and occur rapidly. Allergic potential of the allergen and period of exposure often determine the severity of symptoms. Some people may be genetically more prone than others, and exposure to other irritants may aggravate symptoms. Allergy causing activity is due to interactions with proteins.</p> <p>Attention should be paid to atopic diathesis, characterised by increased susceptibility to nasal inflammation, asthma and eczema. Exogenous allergic alveolitis is induced essentially by allergen specific immune-complexes of the IgG type; cell-mediated reactions (T lymphocytes) may be involved. Such allergy is of the delayed type with onset up to four hours following exposure. Aromatic and aliphatic diisocyanates may cause airway toxicity and skin sensitization. Monomers and prepolymers exhibit similar respiratory effect. Of the several members of diisocyanates tested on experimental animals by inhalation and oral exposure, some caused cancer while others produced a harmless outcome. This group of compounds has therefore been classified as cancer-causing.</p>
MDI OLIGOMER & 2,4'-DIPHENYLMETHANE DIISOCYANATE & 2,2'-DIPHENYLMETHANE DIISOCYANATE	Isocyanate vapours are irritating to the airways and can cause their inflammation, with wheezing, gasping, severe distress, even loss of consciousness and fluid in the lungs. Nervous system symptoms that may occur include headache, sleep disturbance, euphoria, inco-ordination, anxiety, depression and paranoia.
MDI OLIGOMER & 4,4'-DIPHENYLMETHANE DIISOCYANATE (MDI)	<p>The material may produce moderate eye irritation leading to inflammation. Repeated or prolonged exposure to irritants may produce conjunctivitis.</p> <p>The substance is classified by IARC as Group 3: NOT classifiable as to its carcinogenicity to humans. Evidence of carcinogenicity may be inadequate or limited in animal testing.</p>
2,4'-DIPHENYLMETHANE DIISOCYANATE & 2,2'-DIPHENYLMETHANE DIISOCYANATE	No significant acute toxicological data identified in literature search.

Ardex R90P Part B

Acute Toxicity	✓	Carcinogenicity	✓
Skin Irritation/Corrosion	✓	Reproductivity	✗
Serious Eye Damage/Irritation	✓	STOT - Single Exposure	✓
Respiratory or Skin sensitisation	✓	STOT - Repeated Exposure	✓
Mutagenicity	✗	Aspiration Hazard	✗

Legend: ✗ – Data either not available or does not fill the criteria for classification
 ✓ – Data available to make classification

Other information

Not Available

SECTION 12 Ecological information

Toxicity

	Endpoint	Test Duration (hr)	Species	Value	Source
Ardex R90P Part B	Not Available	Not Available	Not Available	Not Available	Not Available
MDI oligomer	Not Available	Not Available	Not Available	Not Available	Not Available
4,4'-diphenylmethane diisocyanate (MDI)	NOEC(ECx)	504h	Crustacea	>=10mg/l	2
	EC50	48h	Crustacea	>100mg/l	2
	LC50	96h	Fish	>100mg/l	2
	BCF	672h	Fish	61-150	7
2,4'-diphenylmethane diisocyanate	Endpoint	Test Duration (hr)	Species	Value	Source
	NOEC(ECx)	504h	Crustacea	>=10mg/l	2
2,2'-diphenylmethane diisocyanate	Endpoint	Test Duration (hr)	Species	Value	Source
	NOEC(ECx)	504h	Crustacea	>=10mg/l	2
Legend:	Extracted from 1. IUCLID Toxicity Data 2. Europe ECHA Registered Substances - Ecotoxicological Information - Aquatic Toxicity 4. US EPA, Ecotox database - Aquatic Toxicity Data 5. ECETOC Aquatic Hazard Assessment Data 6. NITE (Japan) - Bioconcentration Data 7. METI (Japan) - Bioconcentration Data 8. Vendor Data				

DO NOT discharge into sewer or waterways.

Persistence and degradability

Ingredient	Persistence: Water/Soil	Persistence: Air
4,4'-diphenylmethane diisocyanate (MDI)	LOW (Half-life = 1 days)	LOW (Half-life = 0.24 days)
2,4'-diphenylmethane diisocyanate	HIGH	HIGH
2,2'-diphenylmethane diisocyanate	HIGH	HIGH

Bioaccumulative potential

Ingredient	Bioaccumulation
MDI oligomer	LOW (LogKOW = 10.46)
4,4'-diphenylmethane diisocyanate (MDI)	LOW (BCF = 15)
2,4'-diphenylmethane diisocyanate	HIGH (LogKOW = 5.4481)
2,2'-diphenylmethane diisocyanate	HIGH (LogKOW = 5.4481)

Mobility in soil

Continued...

Ingredient	Mobility
4,4'-diphenylmethane diisocyanate (MDI)	LOW (Log KOC = 376200)
2,4'-diphenylmethane diisocyanate	LOW (Log KOC = 384000)
2,2'-diphenylmethane diisocyanate	LOW (Log KOC = 392000)

Other adverse effects

No evidence of ozone depleting properties were found in the current literature.


SECTION 13 Disposal considerations

Waste treatment methods

Product / Packaging disposal	<ul style="list-style-type: none"> ▶ DO NOT allow wash water from cleaning or process equipment to enter drains. ▶ It may be necessary to collect all wash water for treatment before disposal. ▶ In all cases disposal to sewer may be subject to local laws and regulations and these should be considered first. ▶ Where in doubt contact the responsible authority. ▶ DO NOT recycle spilled material. ▶ Consult State Land Waste Management Authority for disposal. ▶ Neutralise spill material carefully and decontaminate empty containers and spill residues with 10% ammonia solution plus detergent or a proprietary decontaminant prior to disposal. ▶ DO NOT seal or stopper drums being decontaminated as CO2 gas is generated and may pressurise containers. ▶ Puncture containers to prevent re-use. ▶ Bury or incinerate residues at an approved site.
------------------------------	---

SECTION 14 Transport information

Labels Required

	
Marine Pollutant	NO

Land transport (UN)

14.1. UN number or ID number	2810	
14.2. UN proper shipping name	TOXIC LIQUID, ORGANIC, N.O.S. (contains 4,4'-diphenylmethane diisocyanate (MDI))	
14.3. Transport hazard class(es)	Class	6.1
	Subsidiary Hazard	Not Applicable
14.4. Packing group	II	
14.5. Environmental hazard	Not Applicable	
14.6. Special precautions for user	Special provisions	274
	Limited quantity	100 ml

Air transport (ICAO-IATA / DGR)

14.1. UN number	2810	
14.2. UN proper shipping name	Toxic liquid, organic, n.o.s. * (contains 4,4'-diphenylmethane diisocyanate (MDI))	
14.3. Transport hazard class(es)	ICAO/IATA Class	6.1
	ICAO / IATA Subsidiary Hazard	Not Applicable
	ERG Code	6L
14.4. Packing group	II	
14.5. Environmental hazard	Not Applicable	

14.6. Special precautions for user	Special provisions	A3 A4 A137
	Cargo Only Packing Instructions	662
	Cargo Only Maximum Qty / Pack	60 L
	Passenger and Cargo Packing Instructions	654
	Passenger and Cargo Maximum Qty / Pack	5 L
	Passenger and Cargo Limited Quantity Packing Instructions	Y641
	Passenger and Cargo Limited Maximum Qty / Pack	1 L

Sea transport (IMDG-Code / GGVSee)

14.1. UN number	2810	
14.2. UN proper shipping name	TOXIC LIQUID, ORGANIC, N.O.S. (contains 4,4'-diphenylmethane diisocyanate (MDI))	
14.3. Transport hazard class(es)	IMDG Class	6.1
	IMDG Subsidiary Hazard	Not Applicable
14.4. Packing group	II	
14.5. Environmental hazard	Not Applicable	
14.6. Special precautions for user	EMS Number	F-A , S-A
	Special provisions	274
	Limited Quantities	100 mL

14.7. Maritime transport in bulk according to IMO instruments

14.7.1. Transport in bulk according to Annex II of MARPOL and the IBC code

Not Applicable

14.7.2. Transport in bulk in accordance with MARPOL Annex V and the IMSBC Code

Product name	Group
MDI oligomer	Not Available
4,4'-diphenylmethane diisocyanate (MDI)	Not Available
2,4'-diphenylmethane diisocyanate	Not Available
2,2'-diphenylmethane diisocyanate	Not Available

14.7.3. Transport in bulk in accordance with the IGC Code

Product name	Ship Type
MDI oligomer	Not Available
4,4'-diphenylmethane diisocyanate (MDI)	Not Available
2,4'-diphenylmethane diisocyanate	Not Available
2,2'-diphenylmethane diisocyanate	Not Available

SECTION 15 Regulatory information

Safety, health and environmental regulations / legislation specific for the substance or mixture

MDI oligomer is found on the following regulatory lists

International Agency for Research on Cancer (IARC) - Agents Classified by the IARC Monographs - Not Classified as Carcinogenic

4,4'-diphenylmethane diisocyanate (MDI) is found on the following regulatory lists

International Agency for Research on Cancer (IARC) - Agents Classified by the IARC Monographs - Not Classified as Carcinogenic

Singapore Permissible Exposure Limits of Toxic Substances

2,4'-diphenylmethane diisocyanate is found on the following regulatory lists

Continued...

Not Applicable

2,2'-diphenylmethane diisocyanate is found on the following regulatory lists

Not Applicable

Additional Regulatory Information

Not Applicable

National Inventory Status

National Inventory	Status
Australia - AIIIC / Australia Non-Industrial Use	Yes
Canada - DSL	Yes
Canada - NDSL	No (MDI oligomer; 4,4'-diphenylmethane diisocyanate (MDI); 2,4'-diphenylmethane diisocyanate; 2,2'-diphenylmethane diisocyanate)
China - IECSC	Yes
Europe - EINEC / ELINCS / NLP	No (MDI oligomer)
Japan - ENCS	Yes
Korea - KECI	Yes
New Zealand - NZIoC	Yes
Philippines - PICCS	Yes
USA - TSCA	All chemical substances in this product have been designated as TSCA Inventory 'Active'
Taiwan - TCSI	Yes
Mexico - INSQ	No (2,4'-diphenylmethane diisocyanate; 2,2'-diphenylmethane diisocyanate)
Vietnam - NCI	Yes
Russia - FBEPH	No (2,2'-diphenylmethane diisocyanate)
Legend:	Yes = All CAS declared ingredients are on the inventory No = One or more of the CAS listed ingredients are not on the inventory. These ingredients may be exempt or will require registration.

SECTION 16 Other information

Revision Date	30/12/2024
Initial Date	30/12/2024

Other information

Classification of the preparation and its individual components has drawn on official and authoritative sources as well as independent review by the Chemwatch Classification committee using available literature references.

The SDS is a Hazard Communication tool and should be used to assist in the Risk Assessment. Many factors determine whether the reported Hazards are Risks in the workplace or other settings. Risks may be determined by reference to Exposures Scenarios. Scale of use, frequency of use and current or available engineering controls must be considered.

Definitions and abbreviations

- ▶ PC - TWA: Permissible Concentration-Time Weighted Average
- ▶ PC - STEL: Permissible Concentration-Short Term Exposure Limit
- ▶ IARC: International Agency for Research on Cancer
- ▶ ACGIH: American Conference of Governmental Industrial Hygienists
- ▶ STEL: Short Term Exposure Limit
- ▶ TEEL: Temporary Emergency Exposure Limit,
- ▶ IDLH: Immediately Dangerous to Life or Health Concentrations
- ▶ ES: Exposure Standard
- ▶ OSF: Odour Safety Factor
- ▶ NOAEL: No Observed Adverse Effect Level
- ▶ LOAEL: Lowest Observed Adverse Effect Level
- ▶ TLV: Threshold Limit Value
- ▶ LOD: Limit Of Detection
- ▶ OTV: Odour Threshold Value
- ▶ BCF: BioConcentration Factors
- ▶ BEI: Biological Exposure Index
- ▶ DNEL: Derived No-Effect Level
- ▶ PNEC: Predicted no-effect concentration
- ▶ MARPOL: International Convention for the Prevention of Pollution from Ships
- ▶ IMSBC: International Maritime Solid Bulk Cargoes Code

Continued...

- ▶ IGC: International Gas Carrier Code
- ▶ IBC: International Bulk Chemical Code

- ▶ AIIC: Australian Inventory of Industrial Chemicals
- ▶ DSL: Domestic Substances List
- ▶ NDSL: Non-Domestic Substances List
- ▶ IECSC: Inventory of Existing Chemical Substance in China
- ▶ EINECS: European INventory of Existing Commercial chemical Substances
- ▶ ELINCS: European List of Notified Chemical Substances
- ▶ NLP: No-Longer Polymers
- ▶ ENCS: Existing and New Chemical Substances Inventory
- ▶ KECI: Korea Existing Chemicals Inventory
- ▶ NZIoC: New Zealand Inventory of Chemicals
- ▶ PICCS: Philippine Inventory of Chemicals and Chemical Substances
- ▶ TSCA: Toxic Substances Control Act
- ▶ TCSI: Taiwan Chemical Substance Inventory
- ▶ INSQ: Inventario Nacional de Sustancias Químicas
- ▶ NCI: National Chemical Inventory
- ▶ FBEPH: Russian Register of Potentially Hazardous Chemical and Biological Substances

This document is copyright.

Apart from any fair dealing for the purposes of private study, research, review or criticism, as permitted under the Copyright Act, no part may be reproduced by any process without written permission from CHEMWATCH.

TEL (+61 3) 9572 4700.



Ardex R90P Part C (WG Filler)

ARDEX-QUICSEAL SINGAPORE PTE. LTD.

Chemwatch Hazard Alert Code: 2

Chemwatch: 7932-84

Version No: 2.1

Safety Data Sheet in accordance with SS 586-3:2022

Issue Date: 30/12/2024

Print Date: 14/01/2025

S.GHS.SGP.EN.E

SECTION 1 Identification of the substance / mixture and of the company / undertaking

Product Identifier

Product name	Ardex R90P Part C (WG Filler)
Chemical Name	Not Applicable
Synonyms	Not Available
Chemical formula	Not Applicable
Other means of identification	Not Available

Relevant identified uses of the substance or mixture and uses advised against

Relevant identified uses	Use according to manufacturer's directions.
--------------------------	---

Details of the manufacturer or supplier of the safety data sheet

Registered company name	ARDEX-QUICSEAL SINGAPORE PTE. LTD.
Address	26 Tuas Avenue 4 639376 Singapore
Telephone	+65 6861 7700
Fax	+65 6741 4666
Website	www.ardex-quicseal.com
Email	marketing@ardex-quicseal.com

Emergency telephone number

Association / Organisation	ARDEX-QUICSEAL SINGAPORE PTE. LTD.
Emergency telephone number(s)	+65 6861 7700
Other emergency telephone number(s)	Not Available

SECTION 2 Hazards identification

Classification of the substance or mixture

Classification	Non hazardous
----------------	---------------

Label elements

Hazard pictogram(s)	Not Applicable
Signal word	Not Applicable

Hazard statement(s)

Not Applicable

Precautionary statement(s) Prevention

Not Applicable

Precautionary statement(s) Response

Not Applicable

Precautionary statement(s) Storage

Not Applicable

Precautionary statement(s) Disposal

Not Applicable

Other hazards

Ingestion may produce health damage*.

May produce discomfort of the eyes and skin*.

SECTION 3 Composition / information on ingredients

Substances

See section below for composition of Mixtures

Mixtures

CAS No	% [weight]	Name	Synonyms	Chemical formula
Not Available	>47	colour pigment, proprietary		Not Available
Not Available	13	Water Based Surfactant, proprietary		Not Available
Not Available	0.5	Water Based Defoamer, proprietary		Not Available
2634-33-5	0.05	<u>1,2-benzisothiazoline-3-one</u>	C7-H5-N-O-S; 1,2-benzisothiazol-3(2H)-one; 1,2-benzisothiazolin-3-one; benzisothiazolineone; BIT; IPX; Proxan; Proxel BD, GXL, CRL, XL2; Nipacide BIT; Mergal BIT; biocide; Proxel PL	C7H5NOS
7732-18-5	<39.5	<u>water</u>	dihydrogen oxide; H2O; distilled water; aqua; demineralised water; caustic soda liquid; Aquafina; hydrogen oxide (H2O); UltrexII Ultrapure; 1W001; 1W020; 1W021; 97019; 98989; 124185; Distilled water for Secondary Batteries	H2O

SECTION 4 First aid measures

Description of first aid measures

Eye Contact	<p>If this product comes in contact with the eyes:</p> <ul style="list-style-type: none"> ▶ Wash out immediately with fresh running water. ▶ Ensure complete irrigation of the eye by keeping eyelids apart and away from eye and moving the eyelids by occasionally lifting the upper and lower lids. ▶ Seek medical attention without delay; if pain persists or recurs seek medical attention. ▶ Removal of contact lenses after an eye injury should only be undertaken by skilled personnel.
Skin Contact	<p>If skin contact occurs:</p> <ul style="list-style-type: none"> ▶ Immediately remove all contaminated clothing, including footwear. ▶ Flush skin and hair with running water (and soap if available). ▶ Seek medical attention in event of irritation.
Inhalation	<ul style="list-style-type: none"> ▶ If fumes, aerosols or combustion products are inhaled remove from contaminated area. ▶ Other measures are usually unnecessary.
Ingestion	<ul style="list-style-type: none"> ▶ If swallowed do NOT induce vomiting. ▶ If vomiting occurs, lean patient forward or place on left side (head-down position, if possible) to maintain open airway and prevent aspiration. ▶ Observe the patient carefully. ▶ Never give liquid to a person showing signs of being sleepy or with reduced awareness; i.e. becoming unconscious. ▶ Give water to rinse out mouth, then provide liquid slowly and as much as casualty can comfortably drink. ▶ Seek medical advice.

Indication of any immediate medical attention and special treatment needed

Treat symptomatically.

SECTION 5 Firefighting measures

Extinguishing media

The product contains a substantial proportion of water, therefore there are no restrictions on the type of extinguishing media which may be used. Choice of extinguishing media should take into account surrounding areas.

Though the material is non-combustible, evaporation of water from the mixture, caused by the heat of nearby fire, may produce floating layers of combustible substances.

In such an event consider:

- ▶ foam.
- ▶ dry chemical powder.
- ▶ carbon dioxide.

Special hazards arising from the substrate or mixture

Fire Incompatibility	None known.
-----------------------------	-------------

Advice for firefighters

Fire Fighting	<ul style="list-style-type: none"> ▶ Alert Fire Brigade and tell them location and nature of hazard. ▶ Wear full body protective clothing with breathing apparatus. ▶ Prevent, by any means available, spillage from entering drains or water course. ▶ Use water delivered as a fine spray to control fire and cool adjacent area. ▶ Avoid spraying water onto liquid pools. ▶ DO NOT approach containers suspected to be hot. ▶ Cool fire exposed containers with water spray from a protected location. ▶ If safe to do so, remove containers from path of fire.
Fire/Explosion Hazard	<ul style="list-style-type: none"> ▶ Combustible. ▶ Slight fire hazard when exposed to heat or flame. ▶ Heating may cause expansion or decomposition leading to violent rupture of containers. ▶ On combustion, may emit toxic fumes of carbon monoxide (CO). ▶ May emit acrid smoke. ▶ Mists containing combustible materials may be explosive. <p>Combustion products include: carbon dioxide (CO₂) nitrogen oxides (NO_x) sulfur oxides (SO_x) other pyrolysis products typical of burning organic material. May emit poisonous fumes. May emit corrosive fumes.</p>

SECTION 6 Accidental release measures

Personal precautions, protective equipment and emergency procedures

See section 8

Environmental precautions

See section 12

Methods and material for containment and cleaning up

Minor Spills	<ul style="list-style-type: none"> ▶ Remove all ignition sources. ▶ Clean up all spills immediately. ▶ Avoid breathing vapours and contact with skin and eyes. ▶ Control personal contact with the substance, by using protective equipment. ▶ Contain and absorb spill with sand, earth, inert material or vermiculite. ▶ Wipe up. ▶ Place in a suitable, labelled container for waste disposal.
Major Spills	<ul style="list-style-type: none"> ▶ Absorb or contain isothiazolinone liquid spills with sand, earth, inert material or vermiculite. ▶ The absorbent (and surface soil to a depth sufficient to remove all of the biocide) should be shovelled into a drum and treated with an 11% solution of sodium metabisulfite (Na₂S₂O₅) or sodium bisulfite (NaHSO₃), or 12% sodium sulfite (Na₂SO₃) and 8% hydrochloric acid (HCl). ▶ Glutathione has also been used to inactivate the isothiazolinones. ▶ Use 20 volumes of decontaminating solution for each volume of biocide, and let containers stand for at least 30 minutes to deactivate microbicide before disposal. ▶ If contamination of drains or waterways occurs, advise emergency services. ▶ After clean up operations, decontaminate and launder all protective clothing and equipment before storing and re-using.

Personal Protective Equipment advice is contained in Section 8 of the SDS.

SECTION 7 Handling and storage

Precautions for safe handling

Safe handling	<ul style="list-style-type: none"> ▶ DO NOT allow clothing wet with material to stay in contact with skin ▶ Avoid all personal contact, including inhalation. ▶ Wear protective clothing when risk of exposure occurs. ▶ Use in a well-ventilated area. ▶ Prevent concentration in hollows and sumps. ▶ DO NOT enter confined spaces until atmosphere has been checked. ▶ DO NOT allow material to contact humans, exposed food or food utensils. ▶ Avoid contact with incompatible materials. ▶ When handling, DO NOT eat, drink or smoke. ▶ Keep containers securely sealed when not in use. ▶ Avoid physical damage to containers. ▶ Always wash hands with soap and water after handling. ▶ Work clothes should be laundered separately. Launder contaminated clothing before re-use. ▶ Use good occupational work practice. ▶ Observe manufacturer's storage and handling recommendations contained within this SDS. ▶ Atmosphere should be regularly checked against established exposure standards to ensure safe working conditions are maintained.
Other information	<ul style="list-style-type: none"> ▶ Store in original containers. ▶ Keep containers securely sealed. ▶ No smoking, naked lights or ignition sources. ▶ Store in a cool, dry, well-ventilated area. ▶ Store away from incompatible materials and foodstuff containers. ▶ Protect containers against physical damage and check regularly for leaks. ▶ Observe manufacturer's storage and handling recommendations contained within this SDS.

Conditions for safe storage, including any incompatibilities

Suitable container	<ul style="list-style-type: none"> ▶ Metal can or drum ▶ Packaging as recommended by manufacturer. ▶ Check all containers are clearly labelled and free from leaks.
Storage incompatibility	<ul style="list-style-type: none"> ▶ Avoid reaction with oxidising agents <p>strong acids strong alkalis amines</p>

SECTION 8 Exposure controls / personal protection**Control parameters****Occupational Exposure Limits (OEL)****INGREDIENT DATA**

Not Available

Ingredient	Original IDLH	Revised IDLH
1,2-benzisothiazoline-3-one	Not Available	Not Available
water	Not Available	Not Available

Occupational Exposure Banding

Ingredient	Occupational Exposure Band Rating	Occupational Exposure Band Limit
1,2-benzisothiazoline-3-one	E	≤ 0.01 mg/m ³
Notes:	<i>Occupational exposure banding is a process of assigning chemicals into specific categories or bands based on a chemical's potency and the adverse health outcomes associated with exposure. The output of this process is an occupational exposure band (OEB), which corresponds to a range of exposure concentrations that are expected to protect worker health.</i>	

Exposure controls

Appropriate engineering controls	<p>Engineering controls are used to remove a hazard or place a barrier between the worker and the hazard. Well-designed engineering controls can be highly effective in protecting workers and will typically be independent of worker interactions to provide this high level of protection.</p> <p>The basic types of engineering controls are:</p> <p>Process controls which involve changing the way a job activity or process is done to reduce the risk.</p> <p>Enclosure and/or isolation of emission source which keeps a selected hazard "physically" away from the worker and ventilation that strategically "adds" and "removes" air in the work environment. Ventilation can remove or dilute an air contaminant if designed properly. The design of a ventilation system must match the particular process and chemical or contaminant in use. Employers may need to use multiple types of controls to prevent employee overexposure.</p> <p>General exhaust is adequate under normal operating conditions. Local exhaust ventilation may be required in specific circumstances. If risk of overexposure exists, wear approved respirator. Correct fit is essential to obtain adequate protection. Provide adequate ventilation in warehouse or closed storage areas. Air contaminants generated in the workplace possess</p>
---	--

Continued...

varying "escape" velocities which, in turn, determine the "capture velocities" of fresh circulating air required to effectively remove the contaminant.

Type of Contaminant:	Air Speed:
solvent, vapours, degreasing etc., evaporating from tank (in still air).	0.25-0.5 m/s (50-100 f/min)
aerosols, fumes from pouring operations, intermittent container filling, low speed conveyer transfers, welding, spray drift, plating acid fumes, pickling (released at low velocity into zone of active generation)	0.5-1 m/s (100-200 f/min.)
direct spray, spray painting in shallow booths, drum filling, conveyer loading, crusher dusts, gas discharge (active generation into zone of rapid air motion)	1-2.5 m/s (200-500 f/min.)
grinding, abrasive blasting, tumbling, high speed wheel generated dusts (released at high initial velocity into zone of very high rapid air motion).	2.5-10 m/s (500-2000 f/min.)

Within each range the appropriate value depends on:

Lower end of the range	Upper end of the range
1: Room air currents minimal or favourable to capture	1: Disturbing room air currents
2: Contaminants of low toxicity or of nuisance value only.	2: Contaminants of high toxicity
3: Intermittent, low production.	3: High production, heavy use
4: Large hood or large air mass in motion	4: Small hood-local control only

Simple theory shows that air velocity falls rapidly with distance away from the opening of a simple extraction pipe. Velocity generally decreases with the square of distance from the extraction point (in simple cases). Therefore the air speed at the extraction point should be adjusted, accordingly, after reference to distance from the contaminating source. The air velocity at the extraction fan, for example, should be a minimum of 1-2 m/s (200-400 f/min) for extraction of solvents generated in a tank 2 meters distant from the extraction point. Other mechanical considerations, producing performance deficits within the extraction apparatus, make it essential that theoretical air velocities are multiplied by factors of 10 or more when extraction systems are installed or used.

Individual protection measures, such as personal protective equipment



Eye and face protection

- ▶ Safety glasses with side shields.
- ▶ Chemical goggles. [AS/NZS 1337.1, EN166 or national equivalent]
- ▶ Contact lenses may pose a special hazard; soft contact lenses may absorb and concentrate irritants. A written policy document, describing the wearing of lenses or restrictions on use, should be created for each workplace or task. This should include a review of lens absorption and adsorption for the class of chemicals in use and an account of injury experience. Medical and first-aid personnel should be trained in their removal and suitable equipment should be readily available. In the event of chemical exposure, begin eye irrigation immediately and remove contact lens as soon as practicable. Lens should be removed at the first signs of eye redness or irritation - lens should be removed in a clean environment only after workers have washed hands thoroughly. [CDC NIOSH Current Intelligence Bulletin 59].

Skin protection

See Hand protection below

Hands/feet protection

- ▶ Wear chemical protective gloves, e.g. PVC.
- ▶ Wear safety footwear or safety gumboots, e.g. Rubber

NOTE:

- ▶ The material may produce skin sensitisation in predisposed individuals. Care must be taken, when removing gloves and other protective equipment, to avoid all possible skin contact.
- ▶ Contaminated leather items, such as shoes, belts and watch-bands should be removed and destroyed.

The selection of suitable gloves does not only depend on the material, but also on further marks of quality which vary from manufacturer to manufacturer. Where the chemical is a preparation of several substances, the resistance of the glove material can not be calculated in advance and has therefore to be checked prior to the application.

The exact break through time for substances has to be obtained from the manufacturer of the protective gloves and has to be observed when making a final choice.

Personal hygiene is a key element of effective hand care. Gloves must only be worn on clean hands. After using gloves, hands should be washed and dried thoroughly. Application of a non-perfumed moisturiser is recommended.

Suitability and durability of glove type is dependent on usage. Important factors in the selection of gloves include:

- frequency and duration of contact,
- chemical resistance of glove material,
- glove thickness and
- dexterity

Select gloves tested to a relevant standard (e.g. Europe EN 374, US F739, AS/NZS 2161.1 or national equivalent).

- When prolonged or frequently repeated contact may occur, a glove with a protection class of 5 or higher (breakthrough time greater than 240 minutes according to EN 374, AS/NZS 2161.10.1 or national equivalent) is recommended.
 - When only brief contact is expected, a glove with a protection class of 3 or higher (breakthrough time greater than 60 minutes according to EN 374, AS/NZS 2161.10.1 or national equivalent) is recommended.
 - Some glove polymer types are less affected by movement and this should be taken into account when considering gloves for long-term use.
 - Contaminated gloves should be replaced.
- As defined in ASTM F-739-96 in any application, gloves are rated as:
- Excellent when breakthrough time > 480 min
 - Good when breakthrough time > 20 min
 - Fair when breakthrough time < 20 min
 - Poor when glove material degrades

For general applications, gloves with a thickness typically greater than 0.35 mm, are recommended.

	<p>It should be emphasised that glove thickness is not necessarily a good predictor of glove resistance to a specific chemical, as the permeation efficiency of the glove will be dependent on the exact composition of the glove material. Therefore, glove selection should also be based on consideration of the task requirements and knowledge of breakthrough times.</p> <p>Glove thickness may also vary depending on the glove manufacturer, the glove type and the glove model. Therefore, the manufacturers technical data should always be taken into account to ensure selection of the most appropriate glove for the task.</p> <p>Note: Depending on the activity being conducted, gloves of varying thickness may be required for specific tasks. For example:</p> <ul style="list-style-type: none"> · Thinner gloves (down to 0.1 mm or less) may be required where a high degree of manual dexterity is needed. However, these gloves are only likely to give short duration protection and would normally be just for single use applications, then disposed of. · Thicker gloves (up to 3 mm or more) may be required where there is a mechanical (as well as a chemical) risk i.e. where there is abrasion or puncture potential <p>Gloves must only be worn on clean hands. After using gloves, hands should be washed and dried thoroughly. Application of a non-perfumed moisturiser is recommended.</p> <ul style="list-style-type: none"> ▶ Butyl rubber gloves · Nitrile rubber gloves (Note: Nitric acid penetrates nitrile gloves in a few minutes.)
Body protection	See Other protection below
Other protection	<ul style="list-style-type: none"> ▶ Overalls. ▶ P.V.C apron. ▶ Barrier cream. ▶ Skin cleansing cream. ▶ Eye wash unit.

Recommended material(s)

GLOVE SELECTION INDEX

Glove selection is based on a modified presentation of the:

"Forsberg Clothing Performance Index".

The effect(s) of the following substance(s) are taken into account in the

computer-generated selection:

Ardex R90P Part C (WG Filler)

Material	CPI
BUTYL	A
NEOPRENE	A
VITON	A
NATURAL RUBBER	C
PVA	C

* CPI - Chemwatch Performance Index

A: Best Selection

B: Satisfactory; may degrade after 4 hours continuous immersion

C: Poor to Dangerous Choice for other than short term immersion

NOTE: As a series of factors will influence the actual performance of the glove, a final selection must be based on detailed observation. -

* Where the glove is to be used on a short term, casual or infrequent basis, factors such as "feel" or convenience (e.g. disposability), may dictate a choice of gloves which might otherwise be unsuitable following long-term or frequent use. A qualified practitioner should be consulted.

Ansell Glove Selection

Glove — In order of recommendation
AlphaTec® Solvex® 37-185
AlphaTec® 38-612
AlphaTec® 58-008
AlphaTec® 58-530B
AlphaTec® 58-530W
AlphaTec® 58-735
AlphaTec® 79-700
AlphaTec® Solvex® 37-675
DermaShield™ 73-711
MICROFLEX® 63-864

The suggested gloves for use should be confirmed with the glove supplier.

Respiratory protection

Type A Filter of sufficient capacity. (AS/NZS 1716 & 1715, EN 143:2000 & 149:2001, ANSI Z88 or national equivalent)

Selection of the Class and Type of respirator will depend upon the level of breathing zone contaminant and the chemical nature of the contaminant.

Protection Factors (defined as the ratio of contaminant outside and inside the mask) may also be important.

Required minimum protection factor	Maximum gas/vapour concentration present in air p.p.m. (by volume)	Half-face Respirator	Full-Face Respirator
up to 10	1000	A-AUS / Class1	-
up to 50	1000	-	A-AUS / Class 1
up to 50	5000	Airline *	-
up to 100	5000	-	A-2
up to 100	10000	-	A-3
100+			Airline**

* - Continuous Flow ** - Continuous-flow or positive pressure demand

A(All classes) = Organic vapours, B AUS or B1 = Acid gasses, B2 = Acid gas or hydrogen cyanide(HCN), B3 = Acid gas or hydrogen cyanide(HCN), E = Sulfur dioxide(SO₂), G = Agricultural chemicals, K = Ammonia(NH₃), Hg = Mercury, NO = Oxides of nitrogen, MB = Methyl bromide, AX = Low boiling point organic compounds(below 65 degC)

- ▶ Cartridge respirators should never be used for emergency ingress or in areas of unknown vapour concentrations or oxygen content.
- ▶ The wearer must be warned to leave the contaminated area immediately on detecting any odours through the respirator. The odour may indicate that the mask is not functioning properly, that the vapour concentration is too high, or that the mask is not properly fitted. Because of these limitations, only restricted use of cartridge respirators is considered appropriate.
- ▶ Cartridge performance is affected by humidity. Cartridges should be changed after 2 hr of continuous use unless it is determined that the humidity is less than 75%, in which case, cartridges can be used for 4 hr. Used cartridges should be discarded daily, regardless of the length of time used

SECTION 9 Physical and chemical properties

Information on basic physical and chemical properties

Appearance	Liquid with mild characteristic odour; partly mixes with water.		
Physical state	Liquid	Relative density (Water = 1)	Not Available
Odour	Characteristic	Partition coefficient n-octanol / water	Not Available
Odour threshold	Not Available	Auto-ignition temperature (°C)	Not Available
pH (as supplied)	Not Available	Decomposition temperature (°C)	Not Available
Melting point / freezing point (°C)	Not Applicable	Viscosity (cSt)	Not Available
Initial boiling point and boiling range (°C)	Not Available	Molecular weight (g/mol)	Not Applicable
Flash point (°C)	>250	Taste	Not Available
Evaporation rate	Not Available	Explosive properties	Not Available
Flammability	Not Applicable	Oxidising properties	Not Available
Upper Explosive Limit (%)	Not Available	Surface Tension (dyn/cm or mN/m)	Not Available
Lower Explosive Limit (%)	Not Available	Volatile Component (%vol)	Not Available
Vapour pressure (kPa)	Not Available	Gas group	Not Available
Solubility in water	Partly miscible	pH as a solution (1%)	Not Available
Vapour density (Air = 1)	Not Available	VOC g/L	Not Available
Heat of Combustion (kJ/g)	Not Available	Ignition Distance (cm)	Not Available
Flame Height (cm)	Not Available	Flame Duration (s)	Not Available
Enclosed Space Ignition Time Equivalent (s/m³)	Not Available	Enclosed Space Ignition Deflagration Density (g/m³)	Not Available

SECTION 10 Stability and reactivity

Reactivity	See section 7
Chemical stability	<ul style="list-style-type: none"> ▶ Unstable in the presence of incompatible materials. ▶ Product is considered stable. ▶ Hazardous polymerisation will not occur.
Possibility of hazardous reactions	See section 7
Conditions to avoid	See section 7
Incompatible materials	See section 7
Hazardous decomposition products	See section 5

SECTION 11 Toxicological information

Information on toxicological effects

Inhaled	The material is not thought to produce either adverse health effects or irritation of the respiratory tract following inhalation (as classified by EC Directives using animal models). Nevertheless, adverse systemic effects have been produced following exposure of animals by at least one other route and good hygiene practice requires that exposure be kept to a minimum and that suitable control measures be used in an occupational setting.
Ingestion	Accidental ingestion of the material may be damaging to the health of the individual.
Skin Contact	There is some evidence to suggest that this material can cause inflammation of the skin on contact in some persons. Open cuts, abraded or irritated skin should not be exposed to this material. Entry into the blood-stream, through, for example, cuts, abrasions or lesions, may produce systemic injury with harmful effects. Examine the skin prior to the use of the material and ensure that any external damage is suitably protected.
Eye	There is some evidence to suggest that this material can cause eye irritation and damage in some persons.
Chronic	In animal testing, 1,2-benzisothiazoline-3-one (BIT) did not cause toxicity to the embryo or birth defects. The material does not cause mutations or an increase in cancer. Mild anaemia, reduction in food intake and changes in organ weights did occur in a long-term study. The isothiazolinones are known contact sensitisers. Sensitisation is more likely with the chlorinated species as opposed to the non-chlorinated species. There is limited evidence that, skin contact with this product is more likely to cause a sensitisation reaction in some persons compared to the general population.

Ardex R90P Part C (WG Filler)	TOXICITY	IRRITATION
	Not Available	Not Available
1,2-benzisothiazoline-3-one	TOXICITY	IRRITATION
	dermal (rat) LD50: >2000 mg/kg ^[1]	Eye: adverse effect observed (irreversible damage) ^[1]
	Oral (Rat) LD50: 454 mg/kg ^[1]	Skin (Human - man): 0.05%
		Skin (Human): 1%/1H
		Skin (Human): 5%/48H - Mild
		Skin: no adverse effect observed (not irritating) ^[1]
water	TOXICITY	IRRITATION
	Oral (Rat) LD50: >90000 mg/kg ^[2]	Not Available

Legend: 1. Value obtained from Europe ECHA Registered Substances - Acute toxicity 2. Value obtained from manufacturer's SDS. Unless otherwise specified data extracted from RTECS - Register of Toxic Effect of chemical Substances

1,2-BENZISOTHIAZOLINE-3-ONE	<p>The following information refers to contact allergens as a group and may not be specific to this product. Contact allergies quickly manifest themselves as contact eczema, more rarely as urticaria or Quincke's oedema. The pathogenesis of contact eczema involves a cell-mediated (T lymphocytes) immune reaction of the delayed type. Other allergic skin reactions, e.g. contact urticaria, involve antibody-mediated immune reactions. The significance of the contact allergen is not simply determined by its sensitisation potential: the distribution of the substance and the opportunities for contact with it are equally important. A weakly sensitising substance which is widely distributed can be a more important allergen than one with stronger sensitising potential with which few individuals come into contact. From a clinical point of view, substances are noteworthy if they produce an allergic test reaction in more than 1% of the persons tested.</p> <p>In light of potential adverse effects, and to ensure a harmonised risk assessment and management, the EU regulatory framework for biocides has been established with the objective of ensuring a high level of protection of human and animal health and the environment. To this aim, it is required that risk assessment of biocidal products is carried out before they can be placed on the market. A central element in the risk assessment of the biocidal products are the utilization instructions that defines the dosage, application method and amount of applications and thus the exposure of humans and the environment to the biocidal substance. Humans may be exposed to biocidal products in different ways in both occupational and domestic settings. Many biocidal products are intended for industrial sectors or professional uses only, whereas other biocidal products are commonly available for private use by non-professional users. In addition, potential exposure of non-users of biocidal products (i.e. the general public) may occur indirectly via the environment, for example through drinking water, the food chain, as well as through atmospheric and residential exposure. Particular attention should be paid to the exposure of vulnerable sub-populations, such as the elderly, pregnant women, and children. Also pets and other domestic animals can be exposed indirectly following the application of biocidal products. Furthermore, exposure to biocides may vary in terms of route (inhalation, dermal contact, and ingestion) and pathway (food, drinking water, residential, occupational) of exposure, level, frequency and duration.</p> <p>The predominant fate of the thiazole ring is oxidative ring scission catalysed by cytochrome P450 (CYP) and formation of the corresponding alpha-dicarbonyl metabolites and thioamide derivatives. The well-established toxicity associated with thioamides and thioureas has led to the speculation that thiazole toxicity is attributed to ring scission yielding the corresponding thioamide metabolite. Ring opening has also been observed in benzothiazoles. For instance, benzothiazole itself is converted to S-methylmercaptoaniline.</p> <p>Acute toxicity data show that 1,2-benzisothiazoline-3-one (BIT) is moderately toxic by the oral and dermal routes but that this chemical is a severe eye irritant. Irritation to the skin from acute data show only mild skin irritation, but repeated dermal application indicated a more significant skin irritation response.</p> <p>The neurotoxicity observed in the rat acute oral toxicity study (piloerection and upward curvature of the spine at 300 mg/kg and above; decreased activity, prostration, decreased abdominal muscle tone, reduced righting reflex, and decreased rate and depth of breathing at 900 mg/kg) and the acute dermal toxicity study (upward curvature of the spine was observed in increased incidence, but this was absent after day 5 post-dose at a dose of 2000 mg/kg) were felt to be at exposures in excess of those expected from the use pattern of this pesticide and that such effects would not be observed at estimated exposure doses.</p> <p>Subchronic oral toxicity studies showed systemic effects after repeated oral administration including decreased body weight, increased incidence of forestomach hyperplasia, and non-glandular stomach lesions in rats. In dogs, the effects occurred at lower doses than in rats, and included alterations in blood chemistry (decreased plasma albumin, total protein, and alanine aminotransferase) and increased absolute liver weight.</p> <p>Developmental toxicity studies were conducted in rats with maternal effects including decreased body weight gain, decreased food consumption, and clinical toxicity signs (audible breathing, haircoat staining of the anogenital region, dry brown material around the nasal area) as well as increased mortality. Developmental effects consisted of increases in skeletal abnormalities (extra sites of ossification of skull bones, unossified sternbrae) but not external or visceral abnormalities.</p> <p>Reproductive toxicity: In a two-generation reproduction study, parental toxicity was observed at 500 ppm and was characterized by lesions in the stomach. In pups, toxic effects were reported at 1000 ppm and consisted of preputial separation in males and impaired growth and survival in both sexes. The reproduction study did not show evidence of increased susceptibility of offspring.</p>
	1,2-BENZISOTHIAZOLINE-3-ONE & WATER

Acute Toxicity	✗	Carcinogenicity	✗
Skin Irritation/Corrosion	✗	Reproductivity	✗
Serious Eye	✗	STOT - Single Exposure	✗

Continued...

Damage/Irritation		
Respiratory or Skin sensitisation	✘	STOT - Repeated Exposure ✘
Mutagenicity	✘	Aspiration Hazard ✘

Legend: ✘ – Data either not available or does not fill the criteria for classification
 ✔ – Data available to make classification

Other information

Not Available

SECTION 12 Ecological information

Toxicity

Ardex R90P Part C (WG Filler)	Endpoint	Test Duration (hr)	Species	Value	Source
	Not Available	Not Available	Not Available	Not Available	Not Available
1,2-benzisothiazoline-3-one	Endpoint	Test Duration (hr)	Species	Value	Source
	EC50	72h	Algae or other aquatic plants	0.07mg/L	2
	NOEC(ECx)	72h	Algae or other aquatic plants	0.04mg/L	2
	EC50	48h	Crustacea	0.097mg/L	4
LC50	96h	Fish	0.067-0.29mg/L	4	
water	Endpoint	Test Duration (hr)	Species	Value	Source
	Not Available	Not Available	Not Available	Not Available	Not Available

Legend: Extracted from 1. IUCLID Toxicity Data 2. Europe ECHA Registered Substances - Ecotoxicological Information - Aquatic Toxicity 4. US EPA, Ecotox database - Aquatic Toxicity Data 5. ECETOC Aquatic Hazard Assessment Data 6. NITE (Japan) - Bioconcentration Data 7. METI (Japan) - Bioconcentration Data 8. Vendor Data

DO NOT discharge into sewer or waterways.

Persistence and degradability

Ingredient	Persistence: Water/Soil	Persistence: Air
water	LOW	LOW

Bioaccumulative potential

Ingredient	Bioaccumulation
water	LOW (LogKOW = -1.38)

Mobility in soil

Ingredient	Mobility
	No Data available for all ingredients

Other adverse effects

No evidence of ozone depleting properties were found in the current literature.

SECTION 13 Disposal considerations

Waste treatment methods

Product / Packaging disposal	<ul style="list-style-type: none"> ▶ DO NOT allow wash water from cleaning or process equipment to enter drains. ▶ It may be necessary to collect all wash water for treatment before disposal. ▶ In all cases disposal to sewer may be subject to local laws and regulations and these should be considered first. ▶ Where in doubt contact the responsible authority. ▶ Recycle wherever possible or consult manufacturer for recycling options. ▶ Consult State Land Waste Authority for disposal. ▶ Bury or incinerate residue at an approved site. ▶ Recycle containers if possible, or dispose of in an authorised landfill.
------------------------------	---

Continued...

SECTION 14 Transport information

Labels Required

Marine Pollutant	NO
------------------	----

Land transport (UN): NOT REGULATED FOR TRANSPORT OF DANGEROUS GOODS

Air transport (ICAO-IATA / DGR): NOT REGULATED FOR TRANSPORT OF DANGEROUS GOODS

Sea transport (IMDG-Code / GGVSee): NOT REGULATED FOR TRANSPORT OF DANGEROUS GOODS

14.7. Maritime transport in bulk according to IMO instruments

14.7.1. Transport in bulk according to Annex II of MARPOL and the IBC code

Not Applicable

14.7.2. Transport in bulk in accordance with MARPOL Annex V and the IMSBC Code

Product name	Group
1,2-benzisothiazoline-3-one	Not Available
water	Not Available

14.7.3. Transport in bulk in accordance with the IGC Code

Product name	Ship Type
1,2-benzisothiazoline-3-one	Not Available
water	Not Available

SECTION 15 Regulatory information

Safety, health and environmental regulations / legislation specific for the substance or mixture

1,2-benzisothiazoline-3-one is found on the following regulatory lists

Not Applicable

water is found on the following regulatory lists

Not Applicable

Additional Regulatory Information

Not Applicable

National Inventory Status

National Inventory	Status
Australia - AIIIC / Australia Non-Industrial Use	Yes
Canada - DSL	Yes
Canada - NDSL	No (1,2-benzisothiazoline-3-one; water)
China - IECSC	Yes
Europe - EINEC / ELINCS / NLP	Yes
Japan - ENCS	Yes
Korea - KECI	Yes
New Zealand - NZIoC	Yes
Philippines - PICCS	Yes
USA - TSCA	All chemical substances in this product have been designated as TSCA Inventory 'Active'
Taiwan - TCSI	Yes
Mexico - INSQ	Yes
Vietnam - NCI	Yes
Russia - FBEPH	Yes

Legend:

Yes = All CAS declared ingredients are on the inventory

National Inventory	Status
	<i>No = One or more of the CAS listed ingredients are not on the inventory. These ingredients may be exempt or will require registration.</i>

SECTION 16 Other information

Revision Date	30/12/2024
Initial Date	30/12/2024

Other information

Classification of the preparation and its individual components has drawn on official and authoritative sources as well as independent review by the Chemwatch Classification committee using available literature references.

The SDS is a Hazard Communication tool and should be used to assist in the Risk Assessment. Many factors determine whether the reported Hazards are Risks in the workplace or other settings. Risks may be determined by reference to Exposures Scenarios. Scale of use, frequency of use and current or available engineering controls must be considered.

Definitions and abbreviations

- ▶ PC - TWA: Permissible Concentration-Time Weighted Average
- ▶ PC - STEL: Permissible Concentration-Short Term Exposure Limit
- ▶ IARC: International Agency for Research on Cancer
- ▶ ACGIH: American Conference of Governmental Industrial Hygienists
- ▶ STEL: Short Term Exposure Limit
- ▶ TEEL: Temporary Emergency Exposure Limit,
- ▶ IDLH: Immediately Dangerous to Life or Health Concentrations
- ▶ ES: Exposure Standard
- ▶ OSF: Odour Safety Factor
- ▶ NOAEL: No Observed Adverse Effect Level
- ▶ LOAEL: Lowest Observed Adverse Effect Level
- ▶ TLV: Threshold Limit Value
- ▶ LOD: Limit Of Detection
- ▶ OTV: Odour Threshold Value
- ▶ BCF: BioConcentration Factors
- ▶ BEI: Biological Exposure Index
- ▶ DNEL: Derived No-Effect Level
- ▶ PNEC: Predicted no-effect concentration
- ▶ MARPOL: International Convention for the Prevention of Pollution from Ships
- ▶ IMSBC: International Maritime Solid Bulk Cargoes Code
- ▶ IGC: International Gas Carrier Code
- ▶ IBC: International Bulk Chemical Code

- ▶ AIIC: Australian Inventory of Industrial Chemicals
- ▶ DSL: Domestic Substances List
- ▶ NDSL: Non-Domestic Substances List
- ▶ IECSC: Inventory of Existing Chemical Substance in China
- ▶ EINECS: European Inventory of Existing Commercial chemical Substances
- ▶ ELINCS: European List of Notified Chemical Substances
- ▶ NLP: No-Longer Polymers
- ▶ ENCS: Existing and New Chemical Substances Inventory
- ▶ KECl: Korea Existing Chemicals Inventory
- ▶ NZIoC: New Zealand Inventory of Chemicals
- ▶ PICCS: Philippine Inventory of Chemicals and Chemical Substances
- ▶ TSCA: Toxic Substances Control Act
- ▶ TCSI: Taiwan Chemical Substance Inventory
- ▶ INSQ: Inventario Nacional de Sustancias Químicas
- ▶ NCI: National Chemical Inventory
- ▶ FBEPH: Russian Register of Potentially Hazardous Chemical and Biological Substances

This document is copyright.

Apart from any fair dealing for the purposes of private study, research, review or criticism, as permitted under the Copyright Act, no part may be reproduced by any process without written permission from CHEMWATCH.

TEL (+61 3) 9572 4700.



Ardex R90P Part D (Plain Filler C)

ARDEX-QUICSEAL SINGAPORE PTE. LTD.

Chemwatch Hazard Alert Code: 3

Chemwatch: 5378-48

Version No: 4.1

Safety Data Sheet in accordance with SS 586-3:2022

Issue Date: 30/12/2024

Print Date: 14/01/2025

S.GHS.SGP.EN.E

SECTION 1 Identification of the substance / mixture and of the company / undertaking

Product Identifier

Product name	Ardex R90P Part D (Plain Filler C)
Chemical Name	Not Applicable
Synonyms	Not Available
Chemical formula	Not Applicable
Other means of identification	Not Available

Relevant identified uses of the substance or mixture and uses advised against

Relevant identified uses	Use according to manufacturer's directions.
--------------------------	---

Details of the manufacturer or supplier of the safety data sheet

Registered company name	ARDEX-QUICSEAL SINGAPORE PTE. LTD.
Address	26 Tuas Avenue 4 639376 Singapore
Telephone	+65 6861 7700
Fax	+65 6741 4666
Website	www.ardex-quicseal.com
Email	marketing@ardex-quicseal.com

Emergency telephone number

Association / Organisation	ARDEX-QUICSEAL SINGAPORE PTE. LTD.
Emergency telephone number(s)	+65 6861 7700
Other emergency telephone number(s)	Not Available

SECTION 2 Hazards identification

Classification of the substance or mixture

Classification	Skin Corrosion/Irritation Category 2, Sensitisation (Skin) Category 1, Serious Eye Damage/Eye Irritation Category 1, Specific Target Organ Toxicity - Single Exposure (Respiratory Tract Irritation) Category 3, Germ Cell Mutagenicity Category 2
----------------	--

Label elements

Hazard pictogram(s)	
---------------------	--

Signal word	Danger
-------------	--------

Hazard statement(s)

H315	Causes skin irritation.
H317	May cause an allergic skin reaction.
H318	Causes serious eye damage.
H335	May cause respiratory irritation.
H341	Suspected of causing genetic defects.

Precautionary statement(s) Prevention

P201	Obtain special instructions before use.
P271	Use only outdoors or in a well-ventilated area.
P280	Wear protective gloves, protective clothing, eye protection and face protection.
P261	Avoid breathing dust/fumes.
P264	Wash all exposed external body areas thoroughly after handling.
P272	Contaminated work clothing should not be allowed out of the workplace.

Precautionary statement(s) Response

P305+P351+P338	IF IN EYES: Rinse cautiously with water for several minutes. Remove contact lenses, if present and easy to do. Continue rinsing.
P308+P313	IF exposed or concerned: Get medical advice/ attention.
P310	Immediately call a POISON CENTER/doctor/physician/first aider.
P302+P352	IF ON SKIN: Wash with plenty of water and soap.
P333+P313	If skin irritation or rash occurs: Get medical advice/attention.
P362+P364	Take off contaminated clothing and wash it before reuse.
P304+P340	IF INHALED: Remove person to fresh air and keep comfortable for breathing.

Precautionary statement(s) Storage

P405	Store locked up.
P403+P233	Store in a well-ventilated place. Keep container tightly closed.

Precautionary statement(s) Disposal

P501	Dispose of contents/container to authorised hazardous or special waste collection point in accordance with any local regulation.
------	--

Other hazards

Inhalation and/or ingestion may produce health damage*.

Cumulative effects may result following exposure*.

Possible respiratory sensitizer*.

SECTION 3 Composition / information on ingredients**Substances**

See section below for composition of Mixtures

Mixtures

CAS No	% [weight]	Name	Synonyms	Chemical formula
65997-15-1	<80	<u>portland cement</u>	normal portland cement; high early strength cement; sulphate resisting portland cement; blended cement; oil well cement; off-white cement; Brightonlite White cement; Type A cement; hydraulic cement; Pozzoment; Slagment; Blended and Masonry Cements; Adelaide Brighton Portland Cement; Type GP, Type SL, Type HE; Portland Cement, Blended Cement	Not Available
14808-60-7.	<10	<u>graded sand</u>	SiO ₂ ; Si-O ₂ ; silica sand graded; silicon dioxide sand graded; washed graded sand; quartz sand graded; crystalline silica sand graded; wet sand; building sand; Granusil series; Unipar; washed sands; damp foundry sand; Silica Sand (Dry)	O ₂ -Ti O ₂ -Si

SECTION 4 First aid measures

Description of first aid measures

Eye Contact	<p>If this product comes in contact with the eyes:</p> <ul style="list-style-type: none"> ▶ Immediately hold eyelids apart and flush the eye continuously with running water. ▶ Ensure complete irrigation of the eye by keeping eyelids apart and away from eye and moving the eyelids by occasionally lifting the upper and lower lids. ▶ Continue flushing until advised to stop by the Poisons Information Centre or a doctor, or for at least 15 minutes. ▶ Transport to hospital or doctor without delay. ▶ Removal of contact lenses after an eye injury should only be undertaken by skilled personnel.
Skin Contact	<p>If skin or hair contact occurs:</p> <ul style="list-style-type: none"> ▶ Immediately flush body and clothes with large amounts of water, using safety shower if available. ▶ Quickly remove all contaminated clothing, including footwear. ▶ Wash skin and hair with running water. Continue flushing with water until advised to stop by the Poisons Information Centre. ▶ Transport to hospital, or doctor.
Inhalation	<ul style="list-style-type: none"> ▶ If fumes or combustion products are inhaled remove from contaminated area. ▶ Lay patient down. Keep warm and rested. ▶ Prostheses such as false teeth, which may block airway, should be removed, where possible, prior to initiating first aid procedures. ▶ Apply artificial respiration if not breathing, preferably with a demand valve resuscitator, bag-valve mask device, or pocket mask as trained. Perform CPR if necessary. ▶ Transport to hospital, or doctor, without delay.
Ingestion	<ul style="list-style-type: none"> ▶ If swallowed do NOT induce vomiting. ▶ If vomiting occurs, lean patient forward or place on left side (head-down position, if possible) to maintain open airway and prevent aspiration. ▶ Observe the patient carefully. ▶ Never give liquid to a person showing signs of being sleepy or with reduced awareness; i.e. becoming unconscious. ▶ Give water to rinse out mouth, then provide liquid slowly and as much as casualty can comfortably drink. ▶ Seek medical advice.

Indication of any immediate medical attention and special treatment needed

Treat symptomatically.

For acute or short term repeated exposures to iron and its derivatives:

- ▶ Always treat symptoms rather than history.
- ▶ In general, however, toxic doses exceed 20 mg/kg of ingested material (as elemental iron) with lethal doses exceeding 180 mg/kg.
- ▶ Control of iron stores depend on variation in absorption rather than excretion. Absorption occurs through aspiration, ingestion and burned skin.
- ▶ Hepatic damage may progress to failure with hypoprothrombinaemia and hypoglycaemia. Hepatorenal syndrome may occur.
- ▶ Iron intoxication may also result in decreased cardiac output and increased cardiac pooling which subsequently produces hypotension.
- ▶ Serum iron should be analysed in symptomatic patients. Serum iron levels (2-4 hrs post-ingestion) greater than 100 ug/dL indicate poisoning with levels, in excess of 350 ug/dL, being potentially serious. Emesis or lavage (for obtunded patients with no gag reflex) are the usual means of decontamination.
- ▶ Activated charcoal does not effectively bind iron.
- ▶ Catharsis (using sodium sulfate or magnesium sulfate) may only be used if the patient already has diarrhoea.
- ▶ Deferoxamine is a specific chelator of ferric (3+) iron and is currently the antidote of choice. It should be administered parenterally. [Ellenhorn and Barceloux: Medical Toxicology]
- ▶ Manifestation of aluminium toxicity include hypercalcaemia, anaemia, Vitamin D refractory osteodystrophy and a progressive encephalopathy (mixed dysarthria-apraxia of speech, asterixis, tremulousness, myoclonus, dementia, focal seizures). Bone pain, pathological fractures and proximal myopathy can occur.
- ▶ Symptoms usually develop insidiously over months to years (in chronic renal failure patients) unless dietary aluminium loads are excessive.
- ▶ Serum aluminium levels above 60 ug/ml indicate increased absorption. Potential toxicity occurs above 100 ug/ml and clinical symptoms are present when levels exceed 200 ug/ml.
- ▶ Deferoxamine has been used to treat dialysis encephalopathy and osteomalacia. CaNa2EDTA is less effective in chelating aluminium.

[Ellenhorn and Barceloux: Medical Toxicology]

For acute or short-term repeated exposures to highly alkaline materials:

- ▶ Respiratory stress is uncommon but present occasionally because of soft tissue edema.
- ▶ Unless endotracheal intubation can be accomplished under direct vision, cricothyroidotomy or tracheotomy may be necessary.
- ▶ Oxygen is given as indicated.
- ▶ The presence of shock suggests perforation and mandates an intravenous line and fluid administration.
- ▶ Damage due to alkaline corrosives occurs by liquefaction necrosis whereby the saponification of fats and solubilisation of proteins allow deep penetration into the tissue.

Alkalis continue to cause damage after exposure.

INGESTION:

- ▶ Milk and water are the preferred diluents

No more than 2 glasses of water should be given to an adult.

- ▶ Neutralising agents should never be given since exothermic heat reaction may compound injury.

* Catharsis and emesis are absolutely contra-indicated.

* Activated charcoal does not absorb alkali.

* Gastric lavage should not be used.

Supportive care involves the following:

- ▶ Withhold oral feedings initially.
- ▶ If endoscopy confirms transmucosal injury start steroids only within the first 48 hours.
- ▶ Carefully evaluate the amount of tissue necrosis before assessing the need for surgical intervention.
- ▶ Patients should be instructed to seek medical attention whenever they develop difficulty in swallowing (dysphagia).

SKIN AND EYE:

Continued...

- ▶ Injury should be irrigated for 20-30 minutes.
- Eye injuries require saline. [Ellenhorn & Barceloux: Medical Toxicology]

SECTION 5 Firefighting measures

Extinguishing media

- ▶ There is no restriction on the type of extinguisher which may be used.
- ▶ Use extinguishing media suitable for surrounding area.

Special hazards arising from the substrate or mixture

Fire Incompatibility	None known.
-----------------------------	-------------

Advice for firefighters

Fire Fighting	<ul style="list-style-type: none"> ▶ Alert Fire Brigade and tell them location and nature of hazard. ▶ Wear breathing apparatus plus protective gloves in the event of a fire. ▶ Prevent, by any means available, spillage from entering drains or water courses. ▶ Use fire fighting procedures suitable for surrounding area. ▶ DO NOT approach containers suspected to be hot. ▶ Cool fire exposed containers with water spray from a protected location. ▶ If safe to do so, remove containers from path of fire. ▶ Equipment should be thoroughly decontaminated after use.
Fire/Explosion Hazard	<ul style="list-style-type: none"> ▶ Non combustible. ▶ Not considered a significant fire risk, however containers may burn. <p>Decomposition may produce toxic fumes of: silicon dioxide (SiO₂) metal oxides</p> <p>May emit poisonous fumes. May emit corrosive fumes.</p>

SECTION 6 Accidental release measures

Personal precautions, protective equipment and emergency procedures

See section 8

Environmental precautions

See section 12

Methods and material for containment and cleaning up

Minor Spills	<ul style="list-style-type: none"> ▶ Clean up waste regularly and abnormal spills immediately. ▶ Avoid breathing dust and contact with skin and eyes. ▶ Wear protective clothing, gloves, safety glasses and dust respirator. ▶ Use dry clean up procedures and avoid generating dust. ▶ Vacuum up or sweep up. NOTE: Vacuum cleaner must be fitted with an exhaust micro filter (H-Class HEPA type) (consider explosion-proof machines designed to be grounded during storage and use). H-Class HEPA filtered industrial vacuum cleaners should NOT be used on wet materials or surfaces. ▶ Dampen with water to prevent dusting before sweeping. ▶ Place in suitable containers for disposal.
Major Spills	<ul style="list-style-type: none"> ▶ Clear area of personnel and move upwind. ▶ Alert Fire Brigade and tell them location and nature of hazard. ▶ Wear full body protective clothing with breathing apparatus. ▶ Prevent, by all means available, spillage from entering drains or water courses. ▶ Consider evacuation (or protect in place). ▶ No smoking, naked lights or ignition sources. ▶ Increase ventilation. ▶ Stop leak if safe to do so. ▶ Water spray or fog may be used to disperse / absorb vapour. ▶ Contain or absorb spill with sand, earth or vermiculite. ▶ Collect recoverable product into labelled containers for recycling. ▶ Collect solid residues and seal in labelled drums for disposal. ▶ Wash area and prevent runoff into drains. ▶ After clean up operations, decontaminate and launder all protective clothing and equipment before storing and re-using. ▶ If contamination of drains or waterways occurs, advise emergency services.

Personal Protective Equipment advice is contained in Section 8 of the SDS.

SECTION 7 Handling and storage

Precautions for safe handling

Continued...

Ardex R90P Part D (Plain Filler C)

Safe handling	<ul style="list-style-type: none"> ▶ Avoid all personal contact, including inhalation. ▶ Wear protective clothing when risk of exposure occurs. ▶ Use in a well-ventilated area. ▶ Prevent concentration in hollows and sumps. ▶ DO NOT enter confined spaces until atmosphere has been checked. ▶ DO NOT allow material to contact humans, exposed food or food utensils. ▶ Avoid contact with incompatible materials. ▶ When handling, DO NOT eat, drink or smoke. ▶ Keep containers securely sealed when not in use. ▶ Avoid physical damage to containers. ▶ Always wash hands with soap and water after handling. ▶ Work clothes should be laundered separately. Launder contaminated clothing before re-use. ▶ Use good occupational work practice. ▶ Observe manufacturer's storage and handling recommendations contained within this SDS. ▶ Atmosphere should be regularly checked against established exposure standards to ensure safe working conditions are maintained.
Other information	<ul style="list-style-type: none"> ▶ Store in original containers. ▶ Keep containers securely sealed. ▶ Store in a cool, dry area protected from environmental extremes. ▶ Store away from incompatible materials and foodstuff containers. ▶ Protect containers against physical damage and check regularly for leaks. ▶ Observe manufacturer's storage and handling recommendations contained within this SDS. <p>For major quantities:</p> <ul style="list-style-type: none"> ▶ Consider storage in banded areas - ensure storage areas are isolated from sources of community water (including stormwater, ground water, lakes and streams). ▶ Ensure that accidental discharge to air or water is the subject of a contingency disaster management plan; this may require consultation with local authorities.

Conditions for safe storage, including any incompatibilities

Suitable container	<ul style="list-style-type: none"> ▶ Polyethylene or polypropylene container. ▶ Check all containers are clearly labelled and free from leaks.
Storage incompatibility	<ul style="list-style-type: none"> ▶ Avoid contact with copper, aluminium and their alloys. ▶ Avoid strong acids, bases. amines

SECTION 8 Exposure controls / personal protection

Control parameters

Occupational Exposure Limits (OEL)


INGREDIENT DATA

Source	Ingredient	Material name	TWA	STEL	Peak	Notes
Singapore Permissible Exposure Limits of Toxic Substances	portland cement	Portland cement	10 mg/m3	Not Available	Not Available	Not Available
Singapore Permissible Exposure Limits of Toxic Substances	graded sand	Silica-Crystalline: Quartz, respirable dust	0.1 mg/m3	Not Available	Not Available	Not Available

Ingredient	Original IDLH	Revised IDLH
portland cement	5,000 mg/m3	Not Available
graded sand	25 mg/m3 / 50 mg/m3	Not Available

Exposure controls

Appropriate engineering controls	<p>Engineering controls are used to remove a hazard or place a barrier between the worker and the hazard. Well-designed engineering controls can be highly effective in protecting workers and will typically be independent of worker interactions to provide this high level of protection.</p> <p>The basic types of engineering controls are:</p> <p>Process controls which involve changing the way a job activity or process is done to reduce the risk.</p> <p>Enclosure and/or isolation of emission source which keeps a selected hazard "physically" away from the worker and ventilation that strategically "adds" and "removes" air in the work environment. Ventilation can remove or dilute an air contaminant if designed properly. The design of a ventilation system must match the particular process and chemical or contaminant in use. Employers may need to use multiple types of controls to prevent employee overexposure.</p> <ul style="list-style-type: none"> ▶ Employees exposed to confirmed human carcinogens should be authorized to do so by the employer, and work in a regulated area. ▶ Work should be undertaken in an isolated system such as a "glove-box" . Employees should wash their hands and arms upon completion of the assigned task and before engaging in other activities not associated with the isolated system.
---	--

	<ul style="list-style-type: none"> ▶ Within regulated areas, the carcinogen should be stored in sealed containers, or enclosed in a closed system, including piping systems, with any sample ports or openings closed while the carcinogens are contained within. ▶ Open-vessel systems are prohibited. ▶ Each operation should be provided with continuous local exhaust ventilation so that air movement is always from ordinary work areas to the operation. ▶ Exhaust air should not be discharged to regulated areas, non-regulated areas or the external environment unless decontaminated. Clean make-up air should be introduced in sufficient volume to maintain correct operation of the local exhaust system. ▶ For maintenance and decontamination activities, authorized employees entering the area should be provided with and required to wear clean, impervious garments, including gloves, boots and continuous-air supplied hood. Prior to removing protective garments the employee should undergo decontamination and be required to shower upon removal of the garments and hood. ▶ Except for outdoor systems, regulated areas should be maintained under negative pressure (with respect to non-regulated areas). ▶ Local exhaust ventilation requires make-up air be supplied in equal volumes to replaced air. ▶ Laboratory hoods must be designed and maintained so as to draw air inward at an average linear face velocity of 0.76 m/sec with a minimum of 0.64 m/sec. Design and construction of the fume hood requires that insertion of any portion of the employees body, other than hands and arms, be disallowed.
<p>Individual protection measures, such as personal protective equipment</p>	
<p>Eye and face protection</p>	<ul style="list-style-type: none"> ▶ Safety glasses with unperforated side shields may be used where continuous eye protection is desirable, as in laboratories; spectacles are not sufficient where complete eye protection is needed such as when handling bulk-quantities, where there is a danger of splashing, or if the material may be under pressure. ▶ Chemical goggles. Whenever there is a danger of the material coming in contact with the eyes; goggles must be properly fitted. [AS/NZS 1337.1, EN166 or national equivalent] ▶ Full face shield (20 cm, 8 in minimum) may be required for supplementary but never for primary protection of eyes; these afford face protection. ▶ Alternatively a gas mask may replace splash goggles and face shields. ▶ Contact lenses may pose a special hazard; soft contact lenses may absorb and concentrate irritants. A written policy document, describing the wearing of lenses or restrictions on use, should be created for each workplace or task. This should include a review of lens absorption and adsorption for the class of chemicals in use and an account of injury experience. Medical and first-aid personnel should be trained in their removal and suitable equipment should be readily available. In the event of chemical exposure, begin eye irrigation immediately and remove contact lens as soon as practicable. Lens should be removed at the first signs of eye redness or irritation - lens should be removed in a clean environment only after workers have washed hands thoroughly. [CDC NIOSH Current Intelligence Bulletin 59].
<p>Skin protection</p>	<p>See Hand protection below</p>
<p>Hands/feet protection</p>	<ul style="list-style-type: none"> ▶ Elbow length PVC gloves <p>NOTE:</p> <ul style="list-style-type: none"> ▶ The material may produce skin sensitisation in predisposed individuals. Care must be taken, when removing gloves and other protective equipment, to avoid all possible skin contact. ▶ Contaminated leather items, such as shoes, belts and watch-bands should be removed and destroyed. <p>The selection of suitable gloves does not only depend on the material, but also on further marks of quality which vary from manufacturer to manufacturer. Where the chemical is a preparation of several substances, the resistance of the glove material can not be calculated in advance and has therefore to be checked prior to the application.</p> <p>The exact break through time for substances has to be obtained from the manufacturer of the protective gloves and has to be observed when making a final choice.</p> <p>Personal hygiene is a key element of effective hand care. Gloves must only be worn on clean hands. After using gloves, hands should be washed and dried thoroughly. Application of a non-perfumed moisturiser is recommended.</p> <p>Suitability and durability of glove type is dependent on usage. Important factors in the selection of gloves include:</p> <ul style="list-style-type: none"> - frequency and duration of contact, - chemical resistance of glove material, - glove thickness and - dexterity <p>Select gloves tested to a relevant standard (e.g. Europe EN 374, US F739, AS/NZS 2161.1 or national equivalent).</p> <ul style="list-style-type: none"> - When prolonged or frequently repeated contact may occur, a glove with a protection class of 5 or higher (breakthrough time greater than 240 minutes according to EN 374, AS/NZS 2161.10.1 or national equivalent) is recommended. - When only brief contact is expected, a glove with a protection class of 3 or higher (breakthrough time greater than 60 minutes according to EN 374, AS/NZS 2161.10.1 or national equivalent) is recommended. - Some glove polymer types are less affected by movement and this should be taken into account when considering gloves for long-term use. - Contaminated gloves should be replaced. <p>As defined in ASTM F-739-96 in any application, gloves are rated as:</p> <ul style="list-style-type: none"> - Excellent when breakthrough time > 480 min - Good when breakthrough time > 20 min - Fair when breakthrough time < 20 min - Poor when glove material degrades <p>For general applications, gloves with a thickness typically greater than 0.35 mm, are recommended.</p> <p>It should be emphasised that glove thickness is not necessarily a good predictor of glove resistance to a specific chemical, as the permeation efficiency of the glove will be dependent on the exact composition of the glove material. Therefore, glove selection should also be based on consideration of the task requirements and knowledge of breakthrough times.</p> <p>Glove thickness may also vary depending on the glove manufacturer, the glove type and the glove model. Therefore, the manufacturers technical data should always be taken into account to ensure selection of the most appropriate glove for the task.</p> <p>Note: Depending on the activity being conducted, gloves of varying thickness may be required for specific tasks. For example:</p>

	<ul style="list-style-type: none"> · Thinner gloves (down to 0.1 mm or less) may be required where a high degree of manual dexterity is needed. However, these gloves are only likely to give short duration protection and would normally be just for single use applications, then disposed of. · Thicker gloves (up to 3 mm or more) may be required where there is a mechanical (as well as a chemical) risk i.e. where there is abrasion or puncture potential <p>Gloves must only be worn on clean hands. After using gloves, hands should be washed and dried thoroughly. Application of a non-perfumed moisturiser is recommended.</p> <ul style="list-style-type: none"> ▸ Neoprene rubber gloves <p>Experience indicates that the following polymers are suitable as glove materials for protection against undissolved, dry solids, where abrasive particles are not present.</p> <ul style="list-style-type: none"> ▸ polychloroprene. ▸ nitrile rubber. ▸ butyl rubber. ▸ fluorocautchouc. ▸ polyvinyl chloride. <p>Gloves should be examined for wear and/ or degradation constantly.</p>
Body protection	See Other protection below
Other protection	<ul style="list-style-type: none"> ▸ Overalls. ▸ P.V.C apron. ▸ Barrier cream. ▸ Skin cleansing cream. ▸ Eye wash unit.

Respiratory protection

Type -P Filter of sufficient capacity. (AS/NZS 1716 & 1715, EN 143:2000 & 149:2001, ANSI Z88 or national equivalent)

Required Minimum Protection Factor	Half-Face Respirator	Full-Face Respirator	Powered Air Respirator
up to 10 x ES	P1 Air-line*	- -	PAPR-P1 -
up to 50 x ES	Air-line**	P2	PAPR-P2
up to 100 x ES	-	P3	-
		Air-line*	-
100+ x ES	-	Air-line**	PAPR-P3

* - Negative pressure demand ** - Continuous flow

A(All classes) = Organic vapours, B AUS or B1 = Acid gasses, B2 = Acid gas or hydrogen cyanide(HCN), B3 = Acid gas or hydrogen cyanide(HCN), E = Sulfur dioxide(SO₂), G = Agricultural chemicals, K = Ammonia(NH₃), Hg = Mercury, NO = Oxides of nitrogen, MB = Methyl bromide, AX = Low boiling point organic compounds(below 65 degC)

- Respirators may be necessary when engineering and administrative controls do not adequately prevent exposures.
- The decision to use respiratory protection should be based on professional judgment that takes into account toxicity information, exposure measurement data, and frequency and likelihood of the worker's exposure - ensure users are not subject to high thermal loads which may result in heat stress or distress due to personal protective equipment (powered, positive flow, full face apparatus may be an option).
- Published occupational exposure limits, where they exist, will assist in determining the adequacy of the selected respiratory protection. These may be government mandated or vendor recommended.
- Certified respirators will be useful for protecting workers from inhalation of particulates when properly selected and fit tested as part of a complete respiratory protection program.
- Where protection from nuisance levels of dusts are desired, use type N95 (US) or type P1 (EN143) dust masks. Use respirators and components tested and approved under appropriate government standards such as NIOSH (US) or CEN (EU)
- Use approved positive flow mask if significant quantities of dust becomes airborne.
- Try to avoid creating dust conditions.

SECTION 9 Physical and chemical properties

Information on basic physical and chemical properties

Appearance	Powder with mild characteristic odour; insoluble in water. Powder		
Physical state	Divided Solid	Relative density (Water = 1)	Not Available
Odour	Characteristic	Partition coefficient n-octanol / water	Not Available
Odour threshold	Not Available	Auto-ignition temperature (°C)	Not Applicable
pH (as supplied)	Not Applicable	Decomposition temperature (°C)	Not Available
Melting point / freezing point (°C)	>1000	Viscosity (cSt)	Not Applicable
Initial boiling point and boiling range (°C)	Not Applicable	Molecular weight (g/mol)	Not Applicable

Continued...

Flash point (°C)	Not Applicable	Taste	Not Available
Evaporation rate	Not Available	Explosive properties	Not Available
Flammability	Not Applicable	Oxidising properties	Not Available
Upper Explosive Limit (%)	Not Applicable	Surface Tension (dyn/cm or mN/m)	Not Applicable
Lower Explosive Limit (%)	Not Applicable	Volatile Component (%vol)	Not Available
Vapour pressure (kPa)	Not Applicable	Gas group	Not Available
Solubility in water	Immiscible	pH as a solution (1%)	Not Applicable
Vapour density (Air = 1)	Not Available	VOC g/L	Not Available
Heat of Combustion (kJ/g)	Not Available	Ignition Distance (cm)	Not Available
Flame Height (cm)	Not Available	Flame Duration (s)	Not Available
Enclosed Space Ignition Time Equivalent (s/m³)	Not Available	Enclosed Space Ignition Deflagration Density (g/m³)	Not Available

SECTION 10 Stability and reactivity

Reactivity	See section 7
Chemical stability	<ul style="list-style-type: none"> ▶ Unstable in the presence of incompatible materials. ▶ Product is considered stable. ▶ Hazardous polymerisation will not occur.
Possibility of hazardous reactions	See section 7
Conditions to avoid	See section 7
Incompatible materials	See section 7
Hazardous decomposition products	See section 5

SECTION 11 Toxicological information

Information on toxicological effects

Inhaled	<p>The material can cause respiratory irritation in some persons. The body's response to such irritation can cause further lung damage.</p> <p>Inhalation of dusts, generated by the material during the course of normal handling, may be damaging to the health of the individual.</p> <p>Persons with impaired respiratory function, airway diseases and conditions such as emphysema or chronic bronchitis, may incur further disability if excessive concentrations of particulate are inhaled.</p> <p>If prior damage to the circulatory or nervous systems has occurred or if kidney damage has been sustained, proper screenings should be conducted on individuals who may be exposed to further risk if handling and use of the material result in excessive exposures.</p>
Ingestion	Accidental ingestion of the material may be damaging to the health of the individual.
Skin Contact	<p>This material can cause inflammation of the skin on contact in some persons.</p> <p>The material may accentuate any pre-existing dermatitis condition</p> <p>Four students received severe hand burns whilst making moulds of their hands with dental plaster substituted for Plaster of Paris. The dental plaster known as "Stone" was a special form of calcium sulfate hemihydrate containing alpha-hemihydrate crystals that provide high compression strength to the moulds. Beta-hemihydrate (normal Plaster of Paris) does not cause skin burns in similar circumstances.</p> <p>Handling wet cement can cause dermatitis. Cement when wet is quite alkaline and this alkali action on the skin contributes strongly to cement contact dermatitis since it may cause drying and defatting of the skin which is followed by hardening, cracking, lesions developing, possible infections of lesions and penetration by soluble salts.</p> <p>Skin contact may result in severe irritation particularly to broken skin. Ulceration known as "chrome ulcers" may develop. Chrome ulcers and skin cancer are significantly related.</p> <p>Open cuts, abraded or irritated skin should not be exposed to this material</p> <p>Entry into the blood-stream, through, for example, cuts, abrasions or lesions, may produce systemic injury with harmful effects. Examine the skin prior to the use of the material and ensure that any external damage is suitably protected.</p>
Eye	If applied to the eyes, this material causes severe eye damage.
Chronic	<p>Long-term exposure to respiratory irritants may result in airways disease, involving difficulty breathing and related whole-body problems.</p> <p>Strong evidence exists that this substance may cause irreversible mutations (though not lethal) even following a single exposure. Skin contact with the material is more likely to cause a sensitisation reaction in some persons compared to the general population.</p> <p>Substance accumulation, in the human body, may occur and may cause some concern following repeated or long-term occupational exposure.</p> <p>Red blood cells and rabbit alveolar macrophages exposed to calcium silicate insulation materials in vitro showed haemolysis in one study but not in another. Both studies showed the substance to be more cytotoxic than titanium dioxide but less toxic than asbestos.</p>

In a small cohort mortality study of workers in a wollastonite quarry, the observed number of deaths from all cancers combined and lung cancer were lower than expected. Wollastonite is a calcium inosilicate mineral (CaSiO₃). In some cases, small amounts of iron (Fe), and manganese (Mn), and lesser amounts of magnesium (Mg) substitute for calcium (Ca) in the mineral formulae (e.g., rhodonite)

In an inhalation study in rats no increase in tumour incidence was observed but the number of fibres with lengths exceeding 5 µm and a diameter of less than 3 µm was relatively low. Four grades of wollastonite of different fibre size were tested for carcinogenicity in one experiment in rats by intrapleural implantation. There was no information on the purity of the four samples used. A slight increase in the incidence of pleural sarcomas was observed with three grades, all of which contained fibres greater than 4 µm in length and less than 0.5 µm in diameter.

In two studies by intraperitoneal injection in rats using wollastonite with median fibre lengths of 8.1 µm and 5.6 µm respectively, no intra-abdominal tumours were found.

Evidence from wollastonite miners suggests that occupational exposure can cause impaired respiratory function and pneumoconiosis. However animal studies have demonstrated that wollastonite fibres have low biopersistence and induce a transient inflammatory response compared to various forms of asbestos. A two-year inhalation study in rats at one dose showed no significant inflammation or fibrosis

Cement contact dermatitis (CCD) may occur when contact shows an allergic response, which may progress to sensitisation. Sensitisation is due to soluble chromates (chromate compounds) present in trace amounts in some cements and cement products. Soluble chromates readily penetrate intact skin. Cement dermatitis can be characterised by fissures, eczematous rash, dystrophic nails, and dry skin; acute contact with highly alkaline mixtures may cause localised necrosis.

Cement eczema may be due to chromium in feed stocks or contamination from materials of construction used in processing the cement. Sensitisation to chromium may be the leading cause of nickel and cobalt sensitivity and the high alkalinity of cement is an important factor in cement dermatoses [ILO].

Repeated, prolonged severe inhalation exposure may cause pulmonary oedema and rarely, pulmonary fibrosis. Workers may also suffer from dust-induced bronchitis with chronic bronchitis reported in 17% of a group occupationally exposed to high dust levels.

Respiratory symptoms and ventilatory function were studied in a group of 591 male Portland cement workers employed in four Taiwanese cement plants, with at least 5 years of exposure (1). This group had a significantly lowered mean forced vital capacity (FCV), forced expiratory volume at 1 s (FEV₁) and forced expiratory flows after exhalation of 50% and 75% of the vital capacity (FEF₅₀, FEF₇₅). The data suggests that occupational exposure to Portland cement dust may lead to a higher incidence of chronic respiratory symptoms and a reduction of ventilatory capacity.

Chun-Yuh et al; Journal of Toxicology and Environmental Health 49: 581-588, 1996

Overexposure to the breathable dust may cause coughing, wheezing, difficulty in breathing and impaired lung function. Chronic symptoms may include decreased vital lung capacity and chest infections. Repeated exposures in the workplace to high levels of fine-divided dusts may produce a condition known as pneumoconiosis, which is the lodgement of any inhaled dusts in the lung, irrespective of the effect. This is particularly true when a significant number of particles less than 0.5 microns (1/50000 inch) are present. Lung shadows are seen in the X-ray. Symptoms of pneumoconiosis may include a progressive dry cough, shortness of breath on exertion, increased chest expansion, weakness and weight loss. As the disease progresses, the cough produces stringy phlegm, vital capacity decreases further, and shortness of breath becomes more severe. Other signs or symptoms include changed breath sounds, reduced oxygen uptake during exercise, emphysema and rarely, pneumothorax (air in the lung cavity).

Removing workers from the possibility of further exposure to dust generally stops the progress of lung abnormalities. When there is high potential for worker exposure, examinations at regular period with emphasis on lung function should be performed.

Inhaling dust over an extended number of years may cause pneumoconiosis, which is the accumulation of dusts in the lungs and the subsequent tissue reaction. This may or may not be reversible.

Prolonged or repeated skin contact may cause drying with cracking, irritation and possible dermatitis following.

Ardex R90P Part D (Plain Filler C)	TOXICITY	IRRITATION
	Not Available	Not Available
portland cement	TOXICITY	IRRITATION
	Not Available	Not Available
graded sand	TOXICITY	IRRITATION
	Oral (Rat) LD50: 500 mg/kg ^[2]	Not Available

Legend: 1. Value obtained from Europe ECHA Registered Substances - Acute toxicity 2. Value obtained from manufacturer's SDS. Unless otherwise specified data extracted from RTECS - Register of Toxic Effect of chemical Substances

PORTLAND CEMENT

The following information refers to contact allergens as a group and may not be specific to this product.

Contact allergies quickly manifest themselves as contact eczema, more rarely as urticaria or Quincke's oedema. The pathogenesis of contact eczema involves a cell-mediated (T lymphocytes) immune reaction of the delayed type. Other allergic skin reactions, e.g. contact urticaria, involve antibody-mediated immune reactions. The significance of the contact allergen is not simply determined by its sensitisation potential: the distribution of the substance and the opportunities for contact with it are equally important. A weakly sensitising substance which is widely distributed can be a more important allergen than one with stronger sensitising potential with which few individuals come into contact. From a clinical point of view, substances are noteworthy if they produce an allergic test reaction in more than 1% of the persons tested.

Asthma-like symptoms may continue for months or even years after exposure to the material ends. This may be due to a non-allergic condition known as reactive airways dysfunction syndrome (RADS) which can occur after exposure to high levels of highly irritating compound. Main criteria for diagnosing RADS include the absence of previous airways disease in a non-atopic individual, with sudden onset of persistent asthma-like symptoms within minutes to hours of a documented exposure to the irritant. Other criteria for diagnosis of RADS include a reversible airflow pattern on lung function tests, moderate to severe bronchial hyperreactivity on methacholine challenge testing, and the lack of minimal lymphocytic inflammation, without eosinophilia. RADS (or asthma) following an irritating inhalation is an infrequent disorder with rates related to the concentration of

Ardex R90P Part D (Plain Filler C)

	and duration of exposure to the irritating substance. On the other hand, industrial bronchitis is a disorder that occurs as a result of exposure due to high concentrations of irritating substance (often particles) and is completely reversible after exposure ceases. The disorder is characterized by difficulty breathing, cough and mucus production.
PORTLAND CEMENT & GRADED SAND	No significant acute toxicological data identified in literature search.

Acute Toxicity	✗	Carcinogenicity	✗
Skin Irritation/Corrosion	✓	Reproductivity	✗
Serious Eye Damage/Irritation	✓	STOT - Single Exposure	✓
Respiratory or Skin sensitisation	✓	STOT - Repeated Exposure	✗
Mutagenicity	✓	Aspiration Hazard	✗

Legend: ✗ – Data either not available or does not fill the criteria for classification
✓ – Data available to make classification

Other information

Not Available

SECTION 12 Ecological information

Toxicity

	Endpoint	Test Duration (hr)	Species	Value	Source
Ardex R90P Part D (Plain Filler C)	Not Available	Not Available	Not Available	Not Available	Not Available
portland cement	Not Available	Not Available	Not Available	Not Available	Not Available
graded sand	Not Available	Not Available	Not Available	Not Available	Not Available

Legend: Extracted from 1. IUCLID Toxicity Data 2. Europe ECHA Registered Substances - Ecotoxicological Information - Aquatic Toxicity 4. US EPA, Ecotox database - Aquatic Toxicity Data 5. ECETOC Aquatic Hazard Assessment Data 6. NITE (Japan) - Bioconcentration Data 7. METI (Japan) - Bioconcentration Data 8. Vendor Data

DO NOT discharge into sewer or waterways.

Persistence and degradability

Ingredient	Persistence: Water/Soil	Persistence: Air
	No Data available for all ingredients	No Data available for all ingredients

Bioaccumulative potential

Ingredient	Bioaccumulation
	No Data available for all ingredients

Mobility in soil

Ingredient	Mobility
	No Data available for all ingredients

Other adverse effects

No evidence of ozone depleting properties were found in the current literature.

SECTION 13 Disposal considerations

Waste treatment methods

Product / Packaging disposal	<ul style="list-style-type: none"> ▶ DO NOT allow wash water from cleaning or process equipment to enter drains. ▶ It may be necessary to collect all wash water for treatment before disposal. ▶ In all cases disposal to sewer may be subject to local laws and regulations and these should be considered first.
-------------------------------------	---

Continued...

- ▶ Where in doubt contact the responsible authority.
- ▶ Recycle wherever possible or consult manufacturer for recycling options.
- ▶ Consult State Land Waste Management Authority for disposal.
- ▶ Bury residue in an authorised landfill.
- ▶ Recycle containers if possible, or dispose of in an authorised landfill.

SECTION 14 Transport information

Labels Required

Marine Pollutant	NO
------------------	----

Land transport (UN): NOT REGULATED FOR TRANSPORT OF DANGEROUS GOODS

Air transport (ICAO-IATA / DGR): NOT REGULATED FOR TRANSPORT OF DANGEROUS GOODS

Sea transport (IMDG-Code / GGVSee): NOT REGULATED FOR TRANSPORT OF DANGEROUS GOODS

14.7. Maritime transport in bulk according to IMO instruments

14.7.1. Transport in bulk according to Annex II of MARPOL and the IBC code

Not Applicable

14.7.2. Transport in bulk in accordance with MARPOL Annex V and the IMSBC Code

Product name	Group
portland cement	Not Available
graded sand	Not Available

14.7.3. Transport in bulk in accordance with the IGC Code

Product name	Ship Type
portland cement	Not Available
graded sand	Not Available

SECTION 15 Regulatory information

Safety, health and environmental regulations / legislation specific for the substance or mixture

portland cement is found on the following regulatory lists

Singapore Permissible Exposure Limits of Toxic Substances

graded sand is found on the following regulatory lists

Chemical Footprint Project - Chemicals of High Concern List

Singapore Permissible Exposure Limits of Toxic Substances

Additional Regulatory Information

Not Applicable

National Inventory Status

National Inventory	Status
Australia - AIIIC / Australia Non-Industrial Use	Yes
Canada - DSL	Yes
Canada - NDSL	No (portland cement; graded sand)
China - IECSC	Yes
Europe - EINEC / ELINCS / NLP	Yes
Japan - ENCS	No (portland cement)
Korea - KECI	Yes
New Zealand - NZIoC	Yes
Philippines - PICCS	No (portland cement)
USA - TSCA	All chemical substances in this product have been designated as TSCA Inventory 'Active'

National Inventory	Status
Taiwan - TCSI	Yes
Mexico - INSQ	Yes
Vietnam - NCI	Yes
Russia - FBEPH	Yes
Legend:	Yes = All CAS declared ingredients are on the inventory No = One or more of the CAS listed ingredients are not on the inventory. These ingredients may be exempt or will require registration.

SECTION 16 Other information

Revision Date	30/12/2024
Initial Date	13/01/2020

SDS Version Summary

Version	Date of Update	Sections Updated
3.1	23/09/2024	Expiration. Review and Update
4.1	30/12/2024	Hazards identification - Classification, Composition / information on ingredients - Ingredients

Other information

Classification of the preparation and its individual components has drawn on official and authoritative sources as well as independent review by the Chemwatch Classification committee using available literature references.

The SDS is a Hazard Communication tool and should be used to assist in the Risk Assessment. Many factors determine whether the reported Hazards are Risks in the workplace or other settings. Risks may be determined by reference to Exposures Scenarios. Scale of use, frequency of use and current or available engineering controls must be considered.

Definitions and abbreviations

- ▶ PC - TWA: Permissible Concentration-Time Weighted Average
- ▶ PC - STEL: Permissible Concentration-Short Term Exposure Limit
- ▶ IARC: International Agency for Research on Cancer
- ▶ ACGIH: American Conference of Governmental Industrial Hygienists
- ▶ STEL: Short Term Exposure Limit
- ▶ TEEL: Temporary Emergency Exposure Limit,
- ▶ IDLH: Immediately Dangerous to Life or Health Concentrations
- ▶ ES: Exposure Standard
- ▶ OSF: Odour Safety Factor
- ▶ NOAEL: No Observed Adverse Effect Level
- ▶ LOAEL: Lowest Observed Adverse Effect Level
- ▶ TLV: Threshold Limit Value
- ▶ LOD: Limit Of Detection
- ▶ OTV: Odour Threshold Value
- ▶ BCF: BioConcentration Factors
- ▶ BEI: Biological Exposure Index
- ▶ DNEL: Derived No-Effect Level
- ▶ PNEC: Predicted no-effect concentration
- ▶ MARPOL: International Convention for the Prevention of Pollution from Ships
- ▶ IMSBC: International Maritime Solid Bulk Cargoes Code
- ▶ IGC: International Gas Carrier Code
- ▶ IBC: International Bulk Chemical Code

- ▶ AIIC: Australian Inventory of Industrial Chemicals
- ▶ DSL: Domestic Substances List
- ▶ NDSL: Non-Domestic Substances List
- ▶ IECSC: Inventory of Existing Chemical Substance in China
- ▶ EINECS: European INventory of Existing Commercial chemical Substances
- ▶ ELINCS: European List of Notified Chemical Substances
- ▶ NLP: No-Longer Polymers
- ▶ ENCS: Existing and New Chemical Substances Inventory
- ▶ KECI: Korea Existing Chemicals Inventory
- ▶ NZIoC: New Zealand Inventory of Chemicals
- ▶ PICCS: Philippine Inventory of Chemicals and Chemical Substances
- ▶ TSCA: Toxic Substances Control Act
- ▶ TCSI: Taiwan Chemical Substance Inventory
- ▶ INSQ: Inventario Nacional de Sustancias Químicas
- ▶ NCI: National Chemical Inventory
- ▶ FBEPH: Russian Register of Potentially Hazardous Chemical and Biological Substances

This document is copyright.

Apart from any fair dealing for the purposes of private study, research, review or criticism, as permitted under the Copyright Act, no part may be reproduced by any process without written permission from CHEMWATCH.

TEL (+61 3) 9572 4700.



Ardex R90P Part E (Filler HD)

ARDEX-QUICSEAL SINGAPORE PTE. LTD.

Chemwatch Hazard Alert Code: 3

Chemwatch: 5378-50

Version No: 4.1

Safety Data Sheet in accordance with SS 586-3:2022

Issue Date: 30/12/2024

Print Date: 14/01/2025

S.GHS.SGP.EN.E

SECTION 1 Identification of the substance / mixture and of the company / undertaking

Product Identifier

Product name	Ardex R90P Part E (Filler HD)
Chemical Name	Not Applicable
Synonyms	Not Available
Chemical formula	Not Applicable
Other means of identification	Not Available

Relevant identified uses of the substance or mixture and uses advised against

Relevant identified uses	Use according to manufacturer's directions.
--------------------------	---

Details of the manufacturer or supplier of the safety data sheet

Registered company name	ARDEX-QUICSEAL SINGAPORE PTE. LTD.
Address	26 Tuas Avenue 4 639376 Singapore
Telephone	+65 6861 7700
Fax	+65 6741 4666
Website	www.ardex-quicseal.com
Email	marketing@ardex-quicseal.com

Emergency telephone number

Association / Organisation	ARDEX-QUICSEAL SINGAPORE PTE. LTD.
Emergency telephone number(s)	+65 6861 7700
Other emergency telephone number(s)	Not Available

SECTION 2 Hazards identification

Classification of the substance or mixture

Classification	Skin Corrosion/Irritation Category 2, Sensitisation (Skin) Category 1, Serious Eye Damage/Eye Irritation Category 1, Specific Target Organ Toxicity - Single Exposure (Respiratory Tract Irritation) Category 3, Germ Cell Mutagenicity Category 2
----------------	--

Label elements

Hazard pictogram(s)	
---------------------	--

Signal word	Danger
-------------	--------

Hazard statement(s)

H315	Causes skin irritation.
H317	May cause an allergic skin reaction.
H318	Causes serious eye damage.
H335	May cause respiratory irritation.
H341	Suspected of causing genetic defects.

Precautionary statement(s) Prevention

P201	Obtain special instructions before use.
P271	Use only outdoors or in a well-ventilated area.
P280	Wear protective gloves, protective clothing, eye protection and face protection.
P261	Avoid breathing dust/fumes.
P264	Wash all exposed external body areas thoroughly after handling.
P272	Contaminated work clothing should not be allowed out of the workplace.

Precautionary statement(s) Response

P305+P351+P338	IF IN EYES: Rinse cautiously with water for several minutes. Remove contact lenses, if present and easy to do. Continue rinsing.
P308+P313	IF exposed or concerned: Get medical advice/ attention.
P310	Immediately call a POISON CENTER/doctor/physician/first aider.
P302+P352	IF ON SKIN: Wash with plenty of water and soap.
P333+P313	If skin irritation or rash occurs: Get medical advice/attention.
P362+P364	Take off contaminated clothing and wash it before reuse.
P304+P340	IF INHALED: Remove person to fresh air and keep comfortable for breathing.

Precautionary statement(s) Storage

P405	Store locked up.
P403+P233	Store in a well-ventilated place. Keep container tightly closed.

Precautionary statement(s) Disposal

P501	Dispose of contents/container to authorised hazardous or special waste collection point in accordance with any local regulation.
------	--

Other hazards

Inhalation and/or ingestion may produce health damage*.

Cumulative effects may result following exposure*.

Possible respiratory sensitizer*.

SECTION 3 Composition / information on ingredients**Substances**

See section below for composition of Mixtures

Mixtures

CAS No	% [weight]	Name	Synonyms	Chemical formula
65997-15-1	<80	<u>portland cement</u>	normal portland cement; high early strength cement; sulphate resisting portland cement; blended cement; oil well cement; off-white cement; Brightonlite White cement; Type A cement; hydraulic cement; Pozzoment; Slagment; Blended and Masonry Cements; Adelaide Brighton Portland Cement; Type GP, Type SL, Type HE; Portland Cement, Blended Cement	Not Available
14808-60-7.	>58	<u>graded sand</u>	SiO ₂ ; Si-O ₂ ; silica sand graded; silicon dioxide sand graded; washed graded sand; quartz sand graded; crystalline silica sand graded; wet sand; building sand; Granusil series; Unipar; washed sands; damp foundry sand; Silica Sand (Dry)	O ₂ -Ti O ₂ -Si

SECTION 4 First aid measures

Description of first aid measures

Eye Contact	<p>If this product comes in contact with the eyes:</p> <ul style="list-style-type: none"> ▶ Immediately hold eyelids apart and flush the eye continuously with running water. ▶ Ensure complete irrigation of the eye by keeping eyelids apart and away from eye and moving the eyelids by occasionally lifting the upper and lower lids. ▶ Continue flushing until advised to stop by the Poisons Information Centre or a doctor, or for at least 15 minutes. ▶ Transport to hospital or doctor without delay. ▶ Removal of contact lenses after an eye injury should only be undertaken by skilled personnel.
Skin Contact	<p>If skin or hair contact occurs:</p> <ul style="list-style-type: none"> ▶ Immediately flush body and clothes with large amounts of water, using safety shower if available. ▶ Quickly remove all contaminated clothing, including footwear. ▶ Wash skin and hair with running water. Continue flushing with water until advised to stop by the Poisons Information Centre. ▶ Transport to hospital, or doctor.
Inhalation	<ul style="list-style-type: none"> ▶ If fumes or combustion products are inhaled remove from contaminated area. ▶ Lay patient down. Keep warm and rested. ▶ Prostheses such as false teeth, which may block airway, should be removed, where possible, prior to initiating first aid procedures. ▶ Apply artificial respiration if not breathing, preferably with a demand valve resuscitator, bag-valve mask device, or pocket mask as trained. Perform CPR if necessary. ▶ Transport to hospital, or doctor, without delay.
Ingestion	<ul style="list-style-type: none"> ▶ If swallowed do NOT induce vomiting. ▶ If vomiting occurs, lean patient forward or place on left side (head-down position, if possible) to maintain open airway and prevent aspiration. ▶ Observe the patient carefully. ▶ Never give liquid to a person showing signs of being sleepy or with reduced awareness; i.e. becoming unconscious. ▶ Give water to rinse out mouth, then provide liquid slowly and as much as casualty can comfortably drink. ▶ Seek medical advice.

Indication of any immediate medical attention and special treatment needed

Treat symptomatically.

For acute or short term repeated exposures to iron and its derivatives:

- ▶ Always treat symptoms rather than history.
- ▶ In general, however, toxic doses exceed 20 mg/kg of ingested material (as elemental iron) with lethal doses exceeding 180 mg/kg.
- ▶ Control of iron stores depend on variation in absorption rather than excretion. Absorption occurs through aspiration, ingestion and burned skin.
- ▶ Hepatic damage may progress to failure with hypoproteinaemia and hypoglycaemia. Hepatorenal syndrome may occur.
- ▶ Iron intoxication may also result in decreased cardiac output and increased cardiac pooling which subsequently produces hypotension.
- ▶ Serum iron should be analysed in symptomatic patients. Serum iron levels (2-4 hrs post-ingestion) greater than 100 ug/dL indicate poisoning with levels, in excess of 350 ug/dL, being potentially serious. Emesis or lavage (for obtunded patients with no gag reflex) are the usual means of decontamination.
- ▶ Activated charcoal does not effectively bind iron.
- ▶ Catharsis (using sodium sulfate or magnesium sulfate) may only be used if the patient already has diarrhoea.
- ▶ Deferoxamine is a specific chelator of ferric (3+) iron and is currently the antidote of choice. It should be administered parenterally. [Ellenhorn and Barceloux: Medical Toxicology]
- ▶ Manifestation of aluminium toxicity include hypercalcaemia, anaemia, Vitamin D refractory osteodystrophy and a progressive encephalopathy (mixed dysarthria-apraxia of speech, asterixis, tremulousness, myoclonus, dementia, focal seizures). Bone pain, pathological fractures and proximal myopathy can occur.
- ▶ Symptoms usually develop insidiously over months to years (in chronic renal failure patients) unless dietary aluminium loads are excessive.
- ▶ Serum aluminium levels above 60 ug/ml indicate increased absorption. Potential toxicity occurs above 100 ug/ml and clinical symptoms are present when levels exceed 200 ug/ml.
- ▶ Deferoxamine has been used to treat dialysis encephalopathy and osteomalacia. CaNa2EDTA is less effective in chelating aluminium.

[Ellenhorn and Barceloux: Medical Toxicology]

For acute or short-term repeated exposures to highly alkaline materials:

- ▶ Respiratory stress is uncommon but present occasionally because of soft tissue edema.
- ▶ Unless endotracheal intubation can be accomplished under direct vision, cricothyroidotomy or tracheotomy may be necessary.
- ▶ Oxygen is given as indicated.
- ▶ The presence of shock suggests perforation and mandates an intravenous line and fluid administration.
- ▶ Damage due to alkaline corrosives occurs by liquefaction necrosis whereby the saponification of fats and solubilisation of proteins allow deep penetration into the tissue.

Alkalis continue to cause damage after exposure.

INGESTION:

- ▶ Milk and water are the preferred diluents

No more than 2 glasses of water should be given to an adult.

- ▶ Neutralising agents should never be given since exothermic heat reaction may compound injury.

* Catharsis and emesis are absolutely contra-indicated.

* Activated charcoal does not absorb alkali.

* Gastric lavage should not be used.

Supportive care involves the following:

- ▶ Withhold oral feedings initially.
- ▶ If endoscopy confirms transmucosal injury start steroids only within the first 48 hours.
- ▶ Carefully evaluate the amount of tissue necrosis before assessing the need for surgical intervention.
- ▶ Patients should be instructed to seek medical attention whenever they develop difficulty in swallowing (dysphagia).

SKIN AND EYE:

Continued...

- ▶ Injury should be irrigated for 20-30 minutes.
- Eye injuries require saline. [Ellenhorn & Barceloux: Medical Toxicology]

SECTION 5 Firefighting measures

Extinguishing media

- ▶ There is no restriction on the type of extinguisher which may be used.
- ▶ Use extinguishing media suitable for surrounding area.

Special hazards arising from the substrate or mixture

Fire Incompatibility	None known.
-----------------------------	-------------

Advice for firefighters

Fire Fighting	<ul style="list-style-type: none"> ▶ Alert Fire Brigade and tell them location and nature of hazard. ▶ Wear breathing apparatus plus protective gloves in the event of a fire. ▶ Prevent, by any means available, spillage from entering drains or water courses. ▶ Use fire fighting procedures suitable for surrounding area. ▶ DO NOT approach containers suspected to be hot. ▶ Cool fire exposed containers with water spray from a protected location. ▶ If safe to do so, remove containers from path of fire. ▶ Equipment should be thoroughly decontaminated after use.
Fire/Explosion Hazard	<ul style="list-style-type: none"> ▶ Non combustible. ▶ Not considered a significant fire risk, however containers may burn. <p>Decomposition may produce toxic fumes of: silicon dioxide (SiO₂) metal oxides</p> <p>May emit poisonous fumes. May emit corrosive fumes.</p>

SECTION 6 Accidental release measures

Personal precautions, protective equipment and emergency procedures

See section 8

Environmental precautions

See section 12

Methods and material for containment and cleaning up

Minor Spills	<ul style="list-style-type: none"> ▶ Clean up waste regularly and abnormal spills immediately. ▶ Avoid breathing dust and contact with skin and eyes. ▶ Wear protective clothing, gloves, safety glasses and dust respirator. ▶ Use dry clean up procedures and avoid generating dust. ▶ Vacuum up or sweep up. NOTE: Vacuum cleaner must be fitted with an exhaust micro filter (H-Class HEPA type) (consider explosion-proof machines designed to be grounded during storage and use). H-Class HEPA filtered industrial vacuum cleaners should NOT be used on wet materials or surfaces. ▶ Dampen with water to prevent dusting before sweeping. ▶ Place in suitable containers for disposal.
Major Spills	<ul style="list-style-type: none"> ▶ Clear area of personnel and move upwind. ▶ Alert Fire Brigade and tell them location and nature of hazard. ▶ Wear full body protective clothing with breathing apparatus. ▶ Prevent, by all means available, spillage from entering drains or water courses. ▶ Consider evacuation (or protect in place). ▶ No smoking, naked lights or ignition sources. ▶ Increase ventilation. ▶ Stop leak if safe to do so. ▶ Water spray or fog may be used to disperse / absorb vapour. ▶ Contain or absorb spill with sand, earth or vermiculite. ▶ Collect recoverable product into labelled containers for recycling. ▶ Collect solid residues and seal in labelled drums for disposal. ▶ Wash area and prevent runoff into drains. ▶ After clean up operations, decontaminate and launder all protective clothing and equipment before storing and re-using. ▶ If contamination of drains or waterways occurs, advise emergency services.

Personal Protective Equipment advice is contained in Section 8 of the SDS.

SECTION 7 Handling and storage

Precautions for safe handling

Continued...

Ardex R90P Part E (Filler HD)

Safe handling	<ul style="list-style-type: none"> ▶ Avoid all personal contact, including inhalation. ▶ Wear protective clothing when risk of exposure occurs. ▶ Use in a well-ventilated area. ▶ Prevent concentration in hollows and sumps. ▶ DO NOT enter confined spaces until atmosphere has been checked. ▶ DO NOT allow material to contact humans, exposed food or food utensils. ▶ Avoid contact with incompatible materials. ▶ When handling, DO NOT eat, drink or smoke. ▶ Keep containers securely sealed when not in use. ▶ Avoid physical damage to containers. ▶ Always wash hands with soap and water after handling. ▶ Work clothes should be laundered separately. Launder contaminated clothing before re-use. ▶ Use good occupational work practice. ▶ Observe manufacturer's storage and handling recommendations contained within this SDS. ▶ Atmosphere should be regularly checked against established exposure standards to ensure safe working conditions are maintained.
Other information	<ul style="list-style-type: none"> ▶ Store in original containers. ▶ Keep containers securely sealed. ▶ Store in a cool, dry area protected from environmental extremes. ▶ Store away from incompatible materials and foodstuff containers. ▶ Protect containers against physical damage and check regularly for leaks. ▶ Observe manufacturer's storage and handling recommendations contained within this SDS. <p>For major quantities:</p> <ul style="list-style-type: none"> ▶ Consider storage in banded areas - ensure storage areas are isolated from sources of community water (including stormwater, ground water, lakes and streams). ▶ Ensure that accidental discharge to air or water is the subject of a contingency disaster management plan; this may require consultation with local authorities.

Conditions for safe storage, including any incompatibilities

Suitable container	<ul style="list-style-type: none"> ▶ Polyethylene or polypropylene container. ▶ Check all containers are clearly labelled and free from leaks.
Storage incompatibility	<ul style="list-style-type: none"> ▶ Avoid contact with copper, aluminium and their alloys. ▶ Avoid strong acids, bases. amines

SECTION 8 Exposure controls / personal protection

Control parameters

Occupational Exposure Limits (OEL)

INGREDIENT DATA


Source	Ingredient	Material name	TWA	STEL	Peak	Notes
Singapore Permissible Exposure Limits of Toxic Substances	portland cement	Portland cement	10 mg/m3	Not Available	Not Available	Not Available
Singapore Permissible Exposure Limits of Toxic Substances	graded sand	Silica-Crystalline: Quartz, respirable dust	0.1 mg/m3	Not Available	Not Available	Not Available

Ingredient	Original IDLH	Revised IDLH
portland cement	5,000 mg/m3	Not Available
graded sand	25 mg/m3 / 50 mg/m3	Not Available

Exposure controls

Appropriate engineering controls	<p>Engineering controls are used to remove a hazard or place a barrier between the worker and the hazard. Well-designed engineering controls can be highly effective in protecting workers and will typically be independent of worker interactions to provide this high level of protection.</p> <p>The basic types of engineering controls are:</p> <p>Process controls which involve changing the way a job activity or process is done to reduce the risk.</p> <p>Enclosure and/or isolation of emission source which keeps a selected hazard "physically" away from the worker and ventilation that strategically "adds" and "removes" air in the work environment. Ventilation can remove or dilute an air contaminant if designed properly. The design of a ventilation system must match the particular process and chemical or contaminant in use. Employers may need to use multiple types of controls to prevent employee overexposure.</p> <ul style="list-style-type: none"> ▶ Employees exposed to confirmed human carcinogens should be authorized to do so by the employer, and work in a regulated area. ▶ Work should be undertaken in an isolated system such as a "glove-box" . Employees should wash their hands and arms upon completion of the assigned task and before engaging in other activities not associated with the isolated system.
---	--

Ardex R90P Part E (Filler HD)

	<ul style="list-style-type: none"> ▶ Within regulated areas, the carcinogen should be stored in sealed containers, or enclosed in a closed system, including piping systems, with any sample ports or openings closed while the carcinogens are contained within. ▶ Open-vessel systems are prohibited. ▶ Each operation should be provided with continuous local exhaust ventilation so that air movement is always from ordinary work areas to the operation. ▶ Exhaust air should not be discharged to regulated areas, non-regulated areas or the external environment unless decontaminated. Clean make-up air should be introduced in sufficient volume to maintain correct operation of the local exhaust system. ▶ For maintenance and decontamination activities, authorized employees entering the area should be provided with and required to wear clean, impervious garments, including gloves, boots and continuous-air supplied hood. Prior to removing protective garments the employee should undergo decontamination and be required to shower upon removal of the garments and hood. ▶ Except for outdoor systems, regulated areas should be maintained under negative pressure (with respect to non-regulated areas). ▶ Local exhaust ventilation requires make-up air be supplied in equal volumes to replaced air. ▶ Laboratory hoods must be designed and maintained so as to draw air inward at an average linear face velocity of 0.76 m/sec with a minimum of 0.64 m/sec. Design and construction of the fume hood requires that insertion of any portion of the employees body, other than hands and arms, be disallowed.
<p>Individual protection measures, such as personal protective equipment</p>	
<p>Eye and face protection</p>	<ul style="list-style-type: none"> ▶ Safety glasses with unperforated side shields may be used where continuous eye protection is desirable, as in laboratories; spectacles are not sufficient where complete eye protection is needed such as when handling bulk-quantities, where there is a danger of splashing, or if the material may be under pressure. ▶ Chemical goggles. Whenever there is a danger of the material coming in contact with the eyes; goggles must be properly fitted. [AS/NZS 1337.1, EN166 or national equivalent] ▶ Full face shield (20 cm, 8 in minimum) may be required for supplementary but never for primary protection of eyes; these afford face protection. ▶ Alternatively a gas mask may replace splash goggles and face shields. ▶ Contact lenses may pose a special hazard; soft contact lenses may absorb and concentrate irritants. A written policy document, describing the wearing of lenses or restrictions on use, should be created for each workplace or task. This should include a review of lens absorption and adsorption for the class of chemicals in use and an account of injury experience. Medical and first-aid personnel should be trained in their removal and suitable equipment should be readily available. In the event of chemical exposure, begin eye irrigation immediately and remove contact lens as soon as practicable. Lens should be removed at the first signs of eye redness or irritation - lens should be removed in a clean environment only after workers have washed hands thoroughly. [CDC NIOSH Current Intelligence Bulletin 59].
<p>Skin protection</p>	<p>See Hand protection below</p>
<p>Hands/feet protection</p>	<ul style="list-style-type: none"> ▶ Elbow length PVC gloves <p>NOTE:</p> <ul style="list-style-type: none"> ▶ The material may produce skin sensitisation in predisposed individuals. Care must be taken, when removing gloves and other protective equipment, to avoid all possible skin contact. ▶ Contaminated leather items, such as shoes, belts and watch-bands should be removed and destroyed. <p>The selection of suitable gloves does not only depend on the material, but also on further marks of quality which vary from manufacturer to manufacturer. Where the chemical is a preparation of several substances, the resistance of the glove material can not be calculated in advance and has therefore to be checked prior to the application.</p> <p>The exact break through time for substances has to be obtained from the manufacturer of the protective gloves and has to be observed when making a final choice.</p> <p>Personal hygiene is a key element of effective hand care. Gloves must only be worn on clean hands. After using gloves, hands should be washed and dried thoroughly. Application of a non-perfumed moisturiser is recommended.</p> <p>Suitability and durability of glove type is dependent on usage. Important factors in the selection of gloves include:</p> <ul style="list-style-type: none"> - frequency and duration of contact, - chemical resistance of glove material, - glove thickness and - dexterity <p>Select gloves tested to a relevant standard (e.g. Europe EN 374, US F739, AS/NZS 2161.1 or national equivalent).</p> <ul style="list-style-type: none"> - When prolonged or frequently repeated contact may occur, a glove with a protection class of 5 or higher (breakthrough time greater than 240 minutes according to EN 374, AS/NZS 2161.10.1 or national equivalent) is recommended. - When only brief contact is expected, a glove with a protection class of 3 or higher (breakthrough time greater than 60 minutes according to EN 374, AS/NZS 2161.10.1 or national equivalent) is recommended. - Some glove polymer types are less affected by movement and this should be taken into account when considering gloves for long-term use. - Contaminated gloves should be replaced. <p>As defined in ASTM F-739-96 in any application, gloves are rated as:</p> <ul style="list-style-type: none"> - Excellent when breakthrough time > 480 min - Good when breakthrough time > 20 min - Fair when breakthrough time < 20 min - Poor when glove material degrades <p>For general applications, gloves with a thickness typically greater than 0.35 mm, are recommended.</p> <p>It should be emphasised that glove thickness is not necessarily a good predictor of glove resistance to a specific chemical, as the permeation efficiency of the glove will be dependent on the exact composition of the glove material. Therefore, glove selection should also be based on consideration of the task requirements and knowledge of breakthrough times.</p> <p>Glove thickness may also vary depending on the glove manufacturer, the glove type and the glove model. Therefore, the manufacturers technical data should always be taken into account to ensure selection of the most appropriate glove for the task.</p> <p>Note: Depending on the activity being conducted, gloves of varying thickness may be required for specific tasks. For example:</p>

	<ul style="list-style-type: none"> · Thinner gloves (down to 0.1 mm or less) may be required where a high degree of manual dexterity is needed. However, these gloves are only likely to give short duration protection and would normally be just for single use applications, then disposed of. · Thicker gloves (up to 3 mm or more) may be required where there is a mechanical (as well as a chemical) risk i.e. where there is abrasion or puncture potential <p>Gloves must only be worn on clean hands. After using gloves, hands should be washed and dried thoroughly. Application of a non-perfumed moisturiser is recommended.</p> <ul style="list-style-type: none"> ▸ Neoprene rubber gloves <p>Experience indicates that the following polymers are suitable as glove materials for protection against undissolved, dry solids, where abrasive particles are not present.</p> <ul style="list-style-type: none"> ▸ polychloroprene. ▸ nitrile rubber. ▸ butyl rubber. ▸ fluorocautchouc. ▸ polyvinyl chloride. <p>Gloves should be examined for wear and/ or degradation constantly.</p>
Body protection	See Other protection below
Other protection	<ul style="list-style-type: none"> ▸ Overalls. ▸ P.V.C apron. ▸ Barrier cream. ▸ Skin cleansing cream. ▸ Eye wash unit.

Respiratory protection

Type -P Filter of sufficient capacity. (AS/NZS 1716 & 1715, EN 143:2000 & 149:2001, ANSI Z88 or national equivalent)

Required Minimum Protection Factor	Half-Face Respirator	Full-Face Respirator	Powered Air Respirator
up to 10 x ES	P1 Air-line*	- -	PAPR-P1 -
up to 50 x ES	Air-line**	P2	PAPR-P2
up to 100 x ES	-	P3	-
		Air-line*	-
100+ x ES	-	Air-line**	PAPR-P3

* - Negative pressure demand ** - Continuous flow

A(All classes) = Organic vapours, B AUS or B1 = Acid gasses, B2 = Acid gas or hydrogen cyanide(HCN), B3 = Acid gas or hydrogen cyanide(HCN), E = Sulfur dioxide(SO₂), G = Agricultural chemicals, K = Ammonia(NH₃), Hg = Mercury, NO = Oxides of nitrogen, MB = Methyl bromide, AX = Low boiling point organic compounds(below 65 degC)

- Respirators may be necessary when engineering and administrative controls do not adequately prevent exposures.
- The decision to use respiratory protection should be based on professional judgment that takes into account toxicity information, exposure measurement data, and frequency and likelihood of the worker's exposure - ensure users are not subject to high thermal loads which may result in heat stress or distress due to personal protective equipment (powered, positive flow, full face apparatus may be an option).
- Published occupational exposure limits, where they exist, will assist in determining the adequacy of the selected respiratory protection. These may be government mandated or vendor recommended.
- Certified respirators will be useful for protecting workers from inhalation of particulates when properly selected and fit tested as part of a complete respiratory protection program.
- Where protection from nuisance levels of dusts are desired, use type N95 (US) or type P1 (EN143) dust masks. Use respirators and components tested and approved under appropriate government standards such as NIOSH (US) or CEN (EU)
- Use approved positive flow mask if significant quantities of dust becomes airborne.
- Try to avoid creating dust conditions.

SECTION 9 Physical and chemical properties

Information on basic physical and chemical properties

Appearance	Powder with mild characteristic odour; insoluble in water.		
Physical state	Divided Solid	Relative density (Water = 1)	Not Available
Odour	Characteristic	Partition coefficient n-octanol / water	Not Available
Odour threshold	Not Available	Auto-ignition temperature (°C)	Not Applicable
pH (as supplied)	Not Applicable	Decomposition temperature (°C)	Not Available
Melting point / freezing point (°C)	Not Available	Viscosity (cSt)	Not Applicable
Initial boiling point and boiling range (°C)	Not Applicable	Molecular weight (g/mol)	Not Applicable

Continued...

Flash point (°C)	Not Applicable	Taste	Not Available
Evaporation rate	Not Available	Explosive properties	Not Available
Flammability	Not Applicable	Oxidising properties	Not Available
Upper Explosive Limit (%)	Not Applicable	Surface Tension (dyn/cm or mN/m)	Not Applicable
Lower Explosive Limit (%)	Not Applicable	Volatile Component (%vol)	Not Available
Vapour pressure (kPa)	Not Applicable	Gas group	Not Available
Solubility in water	Immiscible	pH as a solution (1%)	Not Applicable
Vapour density (Air = 1)	Not Available	VOC g/L	Not Available
Heat of Combustion (kJ/g)	Not Available	Ignition Distance (cm)	Not Available
Flame Height (cm)	Not Available	Flame Duration (s)	Not Available
Enclosed Space Ignition Time Equivalent (s/m3)	Not Available	Enclosed Space Ignition Deflagration Density (g/m3)	Not Available

SECTION 10 Stability and reactivity

Reactivity	See section 7
Chemical stability	<ul style="list-style-type: none"> ▶ Unstable in the presence of incompatible materials. ▶ Product is considered stable. ▶ Hazardous polymerisation will not occur.
Possibility of hazardous reactions	See section 7
Conditions to avoid	See section 7
Incompatible materials	See section 7
Hazardous decomposition products	See section 5

SECTION 11 Toxicological information

Information on toxicological effects

Inhaled	<p>The material can cause respiratory irritation in some persons. The body's response to such irritation can cause further lung damage.</p> <p>Inhalation of dusts, generated by the material during the course of normal handling, may be damaging to the health of the individual.</p> <p>Persons with impaired respiratory function, airway diseases and conditions such as emphysema or chronic bronchitis, may incur further disability if excessive concentrations of particulate are inhaled.</p> <p>If prior damage to the circulatory or nervous systems has occurred or if kidney damage has been sustained, proper screenings should be conducted on individuals who may be exposed to further risk if handling and use of the material result in excessive exposures.</p>
Ingestion	Accidental ingestion of the material may be damaging to the health of the individual.
Skin Contact	<p>This material can cause inflammation of the skin on contact in some persons.</p> <p>The material may accentuate any pre-existing dermatitis condition</p> <p>Four students received severe hand burns whilst making moulds of their hands with dental plaster substituted for Plaster of Paris. The dental plaster known as "Stone" was a special form of calcium sulfate hemihydrate containing alpha-hemihydrate crystals that provide high compression strength to the moulds. Beta-hemihydrate (normal Plaster of Paris) does not cause skin burns in similar circumstances.</p> <p>Handling wet cement can cause dermatitis. Cement when wet is quite alkaline and this alkali action on the skin contributes strongly to cement contact dermatitis since it may cause drying and defatting of the skin which is followed by hardening, cracking, lesions developing, possible infections of lesions and penetration by soluble salts.</p> <p>Skin contact may result in severe irritation particularly to broken skin. Ulceration known as "chrome ulcers" may develop. Chrome ulcers and skin cancer are significantly related.</p> <p>Open cuts, abraded or irritated skin should not be exposed to this material</p> <p>Entry into the blood-stream, through, for example, cuts, abrasions or lesions, may produce systemic injury with harmful effects. Examine the skin prior to the use of the material and ensure that any external damage is suitably protected.</p>
Eye	If applied to the eyes, this material causes severe eye damage.
Chronic	<p>Long-term exposure to respiratory irritants may result in airways disease, involving difficulty breathing and related whole-body problems.</p> <p>Strong evidence exists that this substance may cause irreversible mutations (though not lethal) even following a single exposure. Skin contact with the material is more likely to cause a sensitisation reaction in some persons compared to the general population.</p> <p>Substance accumulation, in the human body, may occur and may cause some concern following repeated or long-term occupational exposure.</p> <p>Red blood cells and rabbit alveolar macrophages exposed to calcium silicate insulation materials in vitro showed haemolysis in one study but not in another. Both studies showed the substance to be more cytotoxic than titanium dioxide but less toxic than asbestos.</p>

Ardex R90P Part E (Filler HD)

In a small cohort mortality study of workers in a wollastonite quarry, the observed number of deaths from all cancers combined and lung cancer were lower than expected. Wollastonite is a calcium inosilicate mineral (CaSiO₃). In some cases, small amounts of iron (Fe), and manganese (Mn), and lesser amounts of magnesium (Mg) substitute for calcium (Ca) in the mineral formulae (e.g., rhodonite)

In an inhalation study in rats no increase in tumour incidence was observed but the number of fibres with lengths exceeding 5 µm and a diameter of less than 3 µm was relatively low. Four grades of wollastonite of different fibre size were tested for carcinogenicity in one experiment in rats by intrapleural implantation. There was no information on the purity of the four samples used. A slight increase in the incidence of pleural sarcomas was observed with three grades, all of which contained fibres greater than 4 µm in length and less than 0.5 µm in diameter.

In two studies by intraperitoneal injection in rats using wollastonite with median fibre lengths of 8.1 µm and 5.6 µm respectively, no intra-abdominal tumours were found.

Evidence from wollastonite miners suggests that occupational exposure can cause impaired respiratory function and pneumoconiosis. However animal studies have demonstrated that wollastonite fibres have low biopersistence and induce a transient inflammatory response compared to various forms of asbestos. A two-year inhalation study in rats at one dose showed no significant inflammation or fibrosis

Cement contact dermatitis (CCD) may occur when contact shows an allergic response, which may progress to sensitisation. Sensitisation is due to soluble chromates (chromate compounds) present in trace amounts in some cements and cement products. Soluble chromates readily penetrate intact skin. Cement dermatitis can be characterised by fissures, eczematous rash, dystrophic nails, and dry skin; acute contact with highly alkaline mixtures may cause localised necrosis.

Cement eczema may be due to chromium in feed stocks or contamination from materials of construction used in processing the cement. Sensitisation to chromium may be the leading cause of nickel and cobalt sensitivity and the high alkalinity of cement is an important factor in cement dermatoses [ILO].

Repeated, prolonged severe inhalation exposure may cause pulmonary oedema and rarely, pulmonary fibrosis. Workers may also suffer from dust-induced bronchitis with chronic bronchitis reported in 17% of a group occupationally exposed to high dust levels.

Respiratory symptoms and ventilatory function were studied in a group of 591 male Portland cement workers employed in four Taiwanese cement plants, with at least 5 years of exposure (1). This group had a significantly lowered mean forced vital capacity (FCV), forced expiratory volume at 1 s (FEV₁) and forced expiratory flows after exhalation of 50% and 75% of the vital capacity (FEF₅₀, FEF₇₅). The data suggests that occupational exposure to Portland cement dust may lead to a higher incidence of chronic respiratory symptoms and a reduction of ventilatory capacity.

Chun-Yuh et al; Journal of Toxicology and Environmental Health 49: 581-588, 1996

Overexposure to the breathable dust may cause coughing, wheezing, difficulty in breathing and impaired lung function. Chronic symptoms may include decreased vital lung capacity and chest infections. Repeated exposures in the workplace to high levels of fine-divided dusts may produce a condition known as pneumoconiosis, which is the lodgement of any inhaled dusts in the lung, irrespective of the effect. This is particularly true when a significant number of particles less than 0.5 microns (1/50000 inch) are present. Lung shadows are seen in the X-ray. Symptoms of pneumoconiosis may include a progressive dry cough, shortness of breath on exertion, increased chest expansion, weakness and weight loss. As the disease progresses, the cough produces stringy phlegm, vital capacity decreases further, and shortness of breath becomes more severe. Other signs or symptoms include changed breath sounds, reduced oxygen uptake during exercise, emphysema and rarely, pneumothorax (air in the lung cavity).

Removing workers from the possibility of further exposure to dust generally stops the progress of lung abnormalities. When there is high potential for worker exposure, examinations at regular period with emphasis on lung function should be performed.

Inhaling dust over an extended number of years may cause pneumoconiosis, which is the accumulation of dusts in the lungs and the subsequent tissue reaction. This may or may not be reversible.

Prolonged or repeated skin contact may cause drying with cracking, irritation and possible dermatitis following.

Ardex R90P Part E (Filler HD)	TOXICITY	IRRITATION
	Not Available	Not Available
portland cement	TOXICITY	IRRITATION
	Not Available	Not Available
graded sand	TOXICITY	IRRITATION
	Oral (Rat) LD50: 500 mg/kg ^[2]	Not Available

Legend: 1. Value obtained from Europe ECHA Registered Substances - Acute toxicity 2. Value obtained from manufacturer's SDS. Unless otherwise specified data extracted from RTECS - Register of Toxic Effect of chemical Substances

PORTLAND CEMENT

The following information refers to contact allergens as a group and may not be specific to this product.

Contact allergies quickly manifest themselves as contact eczema, more rarely as urticaria or Quincke's oedema. The pathogenesis of contact eczema involves a cell-mediated (T lymphocytes) immune reaction of the delayed type. Other allergic skin reactions, e.g. contact urticaria, involve antibody-mediated immune reactions. The significance of the contact allergen is not simply determined by its sensitisation potential: the distribution of the substance and the opportunities for contact with it are equally important. A weakly sensitising substance which is widely distributed can be a more important allergen than one with stronger sensitising potential with which few individuals come into contact. From a clinical point of view, substances are noteworthy if they produce an allergic test reaction in more than 1% of the persons tested.

Asthma-like symptoms may continue for months or even years after exposure to the material ends. This may be due to a non-allergic condition known as reactive airways dysfunction syndrome (RADS) which can occur after exposure to high levels of highly irritating compound. Main criteria for diagnosing RADS include the absence of previous airways disease in a non-atopic individual, with sudden onset of persistent asthma-like symptoms within minutes to hours of a documented exposure to the irritant. Other criteria for diagnosis of RADS include a reversible airflow pattern on lung function tests, moderate to severe bronchial hyperreactivity on methacholine challenge testing, and the lack of minimal lymphocytic inflammation, without eosinophilia. RADS (or asthma) following an irritating inhalation is an infrequent disorder with rates related to the concentration of

Ardex R90P Part E (Filler HD)

	and duration of exposure to the irritating substance. On the other hand, industrial bronchitis is a disorder that occurs as a result of exposure due to high concentrations of irritating substance (often particles) and is completely reversible after exposure ceases. The disorder is characterized by difficulty breathing, cough and mucus production.
PORTLAND CEMENT & GRADED SAND	No significant acute toxicological data identified in literature search.

Acute Toxicity	✗	Carcinogenicity	✗
Skin Irritation/Corrosion	✓	Reproductivity	✗
Serious Eye Damage/Irritation	✓	STOT - Single Exposure	✓
Respiratory or Skin sensitisation	✓	STOT - Repeated Exposure	✗
Mutagenicity	✓	Aspiration Hazard	✗

Legend: ✗ – Data either not available or does not fill the criteria for classification
✓ – Data available to make classification

Other information

Not Available

SECTION 12 Ecological information

Toxicity

	Endpoint	Test Duration (hr)	Species	Value	Source
Ardex R90P Part E (Filler HD)	Not Available	Not Available	Not Available	Not Available	Not Available
portland cement	Not Available	Not Available	Not Available	Not Available	Not Available
graded sand	Not Available	Not Available	Not Available	Not Available	Not Available

Legend: Extracted from 1. IUCLID Toxicity Data 2. Europe ECHA Registered Substances - Ecotoxicological Information - Aquatic Toxicity 4. US EPA, Ecotox database - Aquatic Toxicity Data 5. ECETOC Aquatic Hazard Assessment Data 6. NITE (Japan) - Bioconcentration Data 7. METI (Japan) - Bioconcentration Data 8. Vendor Data

DO NOT discharge into sewer or waterways.

Persistence and degradability

Ingredient	Persistence: Water/Soil	Persistence: Air
	No Data available for all ingredients	No Data available for all ingredients

Bioaccumulative potential

Ingredient	Bioaccumulation
	No Data available for all ingredients

Mobility in soil

Ingredient	Mobility
	No Data available for all ingredients

Other adverse effects

No evidence of ozone depleting properties were found in the current literature.

SECTION 13 Disposal considerations

Waste treatment methods

Product / Packaging disposal	<ul style="list-style-type: none"> ▶ DO NOT allow wash water from cleaning or process equipment to enter drains. ▶ It may be necessary to collect all wash water for treatment before disposal. ▶ In all cases disposal to sewer may be subject to local laws and regulations and these should be considered first.
-------------------------------------	---

Continued...

- ▶ Where in doubt contact the responsible authority.
- ▶ Recycle wherever possible or consult manufacturer for recycling options.
- ▶ Consult State Land Waste Management Authority for disposal.
- ▶ Bury residue in an authorised landfill.
- ▶ Recycle containers if possible, or dispose of in an authorised landfill.

SECTION 14 Transport information

Labels Required

Marine Pollutant	NO
------------------	----

Land transport (UN): NOT REGULATED FOR TRANSPORT OF DANGEROUS GOODS

Air transport (ICAO-IATA / DGR): NOT REGULATED FOR TRANSPORT OF DANGEROUS GOODS

Sea transport (IMDG-Code / GGVSee): NOT REGULATED FOR TRANSPORT OF DANGEROUS GOODS

14.7. Maritime transport in bulk according to IMO instruments

14.7.1. Transport in bulk according to Annex II of MARPOL and the IBC code

Not Applicable

14.7.2. Transport in bulk in accordance with MARPOL Annex V and the IMSBC Code

Product name	Group
portland cement	Not Available
graded sand	Not Available

14.7.3. Transport in bulk in accordance with the IGC Code

Product name	Ship Type
portland cement	Not Available
graded sand	Not Available

SECTION 15 Regulatory information

Safety, health and environmental regulations / legislation specific for the substance or mixture

portland cement is found on the following regulatory lists

Singapore Permissible Exposure Limits of Toxic Substances

graded sand is found on the following regulatory lists

Chemical Footprint Project - Chemicals of High Concern List

Singapore Permissible Exposure Limits of Toxic Substances

Additional Regulatory Information

Not Applicable

National Inventory Status

National Inventory	Status
Australia - AIIIC / Australia Non-Industrial Use	Yes
Canada - DSL	Yes
Canada - NDSL	No (portland cement; graded sand)
China - IECSC	Yes
Europe - EINEC / ELINCS / NLP	Yes
Japan - ENCS	No (portland cement)
Korea - KECI	Yes
New Zealand - NZIoC	Yes
Philippines - PICCS	No (portland cement)
USA - TSCA	All chemical substances in this product have been designated as TSCA Inventory 'Active'

Continued...

National Inventory	Status
Taiwan - TCSI	Yes
Mexico - INSQ	Yes
Vietnam - NCI	Yes
Russia - FBEPH	Yes
Legend:	Yes = All CAS declared ingredients are on the inventory No = One or more of the CAS listed ingredients are not on the inventory. These ingredients may be exempt or will require registration.

SECTION 16 Other information

Revision Date	30/12/2024
Initial Date	13/01/2020

SDS Version Summary

Version	Date of Update	Sections Updated
3.1	23/09/2024	Expiration. Review and Update
4.1	30/12/2024	Hazards identification - Classification, Composition / information on ingredients - Ingredients

Other information

Classification of the preparation and its individual components has drawn on official and authoritative sources as well as independent review by the Chemwatch Classification committee using available literature references.

The SDS is a Hazard Communication tool and should be used to assist in the Risk Assessment. Many factors determine whether the reported Hazards are Risks in the workplace or other settings. Risks may be determined by reference to Exposures Scenarios. Scale of use, frequency of use and current or available engineering controls must be considered.

Definitions and abbreviations

- ▶ PC - TWA: Permissible Concentration-Time Weighted Average
- ▶ PC - STEL: Permissible Concentration-Short Term Exposure Limit
- ▶ IARC: International Agency for Research on Cancer
- ▶ ACGIH: American Conference of Governmental Industrial Hygienists
- ▶ STEL: Short Term Exposure Limit
- ▶ TEEL: Temporary Emergency Exposure Limit,
- ▶ IDLH: Immediately Dangerous to Life or Health Concentrations
- ▶ ES: Exposure Standard
- ▶ OSF: Odour Safety Factor
- ▶ NOAEL: No Observed Adverse Effect Level
- ▶ LOAEL: Lowest Observed Adverse Effect Level
- ▶ TLV: Threshold Limit Value
- ▶ LOD: Limit Of Detection
- ▶ OTV: Odour Threshold Value
- ▶ BCF: BioConcentration Factors
- ▶ BEI: Biological Exposure Index
- ▶ DNEL: Derived No-Effect Level
- ▶ PNEC: Predicted no-effect concentration
- ▶ MARPOL: International Convention for the Prevention of Pollution from Ships
- ▶ IMSBC: International Maritime Solid Bulk Cargoes Code
- ▶ IGC: International Gas Carrier Code
- ▶ IBC: International Bulk Chemical Code

- ▶ AIIC: Australian Inventory of Industrial Chemicals
- ▶ DSL: Domestic Substances List
- ▶ NDSL: Non-Domestic Substances List
- ▶ IECSC: Inventory of Existing Chemical Substance in China
- ▶ EINECS: European INventory of Existing Commercial chemical Substances
- ▶ ELINCS: European List of Notified Chemical Substances
- ▶ NLP: No-Longer Polymers
- ▶ ENCS: Existing and New Chemical Substances Inventory
- ▶ KECI: Korea Existing Chemicals Inventory
- ▶ NZIoC: New Zealand Inventory of Chemicals
- ▶ PICCS: Philippine Inventory of Chemicals and Chemical Substances
- ▶ TSCA: Toxic Substances Control Act
- ▶ TCSI: Taiwan Chemical Substance Inventory
- ▶ INSQ: Inventario Nacional de Sustancias Químicas
- ▶ NCI: National Chemical Inventory
- ▶ FBEPH: Russian Register of Potentially Hazardous Chemical and Biological Substances

This document is copyright.

Apart from any fair dealing for the purposes of private study, research, review or criticism, as permitted under the Copyright Act, no part may be reproduced by any process without written permission from CHEMWATCH.

TEL (+61 3) 9572 4700.