



## QUICSEAL Speed Catalyst

### ARDEX-QUICSEAL SINGAPORE PTE. LTD.

Chemwatch: 5646-81  
Version No: 2.1  
Safety Data Sheet

Chemwatch Hazard Alert Code: 3

Issue Date: 28/11/2023  
Print Date: 05/03/2024  
S.GHS.SGP.EN.E

#### SECTION 1 Identification of the substance / mixture and of the company / undertaking

##### Product Identifier

Product name	QUICSEAL Speed Catalyst
Chemical Name	Not Applicable
Synonyms	Not Available
Proper shipping name	RESIN SOLUTION, flammable
Chemical formula	Not Applicable
Other means of identification	Not Available

##### Relevant identified uses of the substance or mixture and uses advised against

Relevant identified uses	Accelerating additive for QUICSEAL 161 / QUICSEAL 102. Use according to manufacturer's directions.
--------------------------	---

##### Details of the manufacturer or supplier of the safety data sheet

Registered company name	ARDEX-QUICSEAL SINGAPORE PTE. LTD.
Address	26 Tuas Avenue 4 639376 Singapore
Telephone	+65 6861 7700
Fax	+65 6741 4666
Website	<a href="http://www.ardex-quicseal.com">www.ardex-quicseal.com</a>
Email	marketing@ardex-quicseal.com

##### Emergency telephone number

Association / Organisation	ARDEX-QUICSEAL SINGAPORE PTE. LTD.
Emergency telephone numbers	+65 6861 7700
Other emergency telephone numbers	Not Available


#### SECTION 2 Hazards identification

##### Classification of the substance or mixture

Classification	Flammable Liquids Category 3, Aspiration Hazard Category 1, Acute Toxicity (Dermal) Category 4, Skin Corrosion/Irritation Category 2, Serious Eye Damage/Eye Irritation Category 2, Acute Toxicity (Inhalation) Category 4, Specific Target Organ Toxicity - Single Exposure (Narcotic Effects) Category 3, Reproductive Toxicity Category 1B, Specific Target Organ Toxicity - Single Exposure Category 1, Specific Target Organ Toxicity - Repeated Exposure Category 2, Hazardous to the Aquatic Environment Long-Term Hazard Category 1
----------------	---

QUICSEAL Speed Catalyst

**Label elements**

<b>Hazard pictogram(s)</b>	
<b>Signal word</b>	<b>Danger</b>

**Hazard statement(s)**

<b>H226</b>	Flammable liquid and vapour.
<b>H304</b>	May be fatal if swallowed and enters airways.
<b>H312</b>	Harmful in contact with skin.
<b>H315</b>	Causes skin irritation.
<b>H319</b>	Causes serious eye irritation.
<b>H332</b>	Harmful if inhaled.
<b>H336</b>	May cause drowsiness or dizziness.
<b>H360</b>	May damage fertility or the unborn child.
<b>H370</b>	Causes damage to organs.
<b>H373</b>	May cause damage to organs through prolonged or repeated exposure.
<b>H410</b>	Very toxic to aquatic life with long lasting effects.

**Precautionary statement(s) Prevention**

<b>P201</b>	Obtain special instructions before use.
<b>P210</b>	Keep away from heat, hot surfaces, sparks, open flames and other ignition sources. No smoking.
<b>P260</b>	Do not breathe mist/vapours/spray.
<b>P271</b>	Use only outdoors or in a well-ventilated area.
<b>P280</b>	Wear protective gloves, protective clothing, eye protection and face protection.
<b>P240</b>	Ground/bond container and receiving equipment.
<b>P241</b>	Use explosion-proof electrical/ventilating/lighting/intrinsically safe equipment.
<b>P242</b>	Use only non-sparking tools.
<b>P243</b>	Take precautionary measures against static discharge.
<b>P270</b>	Do not eat, drink or smoke when using this product.
<b>P273</b>	Avoid release to the environment.
<b>P264</b>	Wash all exposed external body areas thoroughly after handling.

**Precautionary statement(s) Response**

<b>P301+P310</b>	IF SWALLOWED: Immediately call a POISON CENTER/doctor/physician/first aider.
<b>P331</b>	Do NOT induce vomiting.
<b>P308+P311</b>	IF exposed or concerned: Call a POISON CENTER/doctor/physician/first aider.
<b>P370+P378</b>	In case of fire: Use alcohol resistant foam or normal protein foam to extinguish.
<b>P305+P351+P338</b>	IF IN EYES: Rinse cautiously with water for several minutes. Remove contact lenses, if present and easy to do. Continue rinsing.
<b>P312</b>	Call a POISON CENTER/doctor/physician/first aider/if you feel unwell.
<b>P337+P313</b>	If eye irritation persists: Get medical advice/attention.
<b>P391</b>	Collect spillage.
<b>P302+P352</b>	IF ON SKIN: Wash with plenty of water and soap.
<b>P303+P361+P353</b>	IF ON SKIN (or hair): Take off immediately all contaminated clothing. Rinse skin with water/shower.
<b>P304+P340</b>	IF INHALED: Remove person to fresh air and keep comfortable for breathing.
<b>P332+P313</b>	If skin irritation occurs: Get medical advice/attention.
<b>P362+P364</b>	Take off contaminated clothing and wash it before reuse.

**Precautionary statement(s) Storage**

P403+P235	Store in a well-ventilated place. Keep cool.
P405	Store locked up.

### Precautionary statement(s) Disposal

P501	Dispose of contents/container to authorised hazardous or special waste collection point in accordance with any local regulation.
------	--

## SECTION 3 Composition / information on ingredients

### Substances

See section below for composition of Mixtures

### Mixtures

CAS No	%[weight]	Name
1330-20-7	>50	<u>xylene</u>
68479-98-1	10-25	<u>diethyltoluenediamine</u>
123-86-4	2.5-10	<u>n-butyl acetate</u>

## SECTION 4 First aid measures

### Description of first aid measures

<b>Eye Contact</b>	<p>If this product comes in contact with the eyes:</p> <ul style="list-style-type: none"> <li>▶ Immediately hold eyelids apart and flush the eye continuously with running water.</li> <li>▶ Ensure complete irrigation of the eye by keeping eyelids apart and away from eye and moving the eyelids by occasionally lifting the upper and lower lids.</li> <li>▶ Continue flushing until advised to stop by the Poisons Information Centre or a doctor, or for at least 15 minutes.</li> <li>▶ Transport to hospital or doctor without delay.</li> <li>▶ Removal of contact lenses after an eye injury should only be undertaken by skilled personnel.</li> </ul>
<b>Skin Contact</b>	<p>If skin or hair contact occurs:</p> <ul style="list-style-type: none"> <li>▶ Immediately flush body and clothes with large amounts of water, using safety shower if available.</li> <li>▶ Quickly remove all contaminated clothing, including footwear.</li> <li>▶ Wash skin and hair with running water. Continue flushing with water until advised to stop by the Poisons Information Centre.</li> <li>▶ Transport to hospital, or doctor.</li> </ul>
<b>Inhalation</b>	<ul style="list-style-type: none"> <li>▶ If fumes or combustion products are inhaled remove from contaminated area.</li> <li>▶ Lay patient down. Keep warm and rested.</li> <li>▶ Prostheses such as false teeth, which may block airway, should be removed, where possible, prior to initiating first aid procedures.</li> <li>▶ Apply artificial respiration if not breathing, preferably with a demand valve resuscitator, bag-valve mask device, or pocket mask as trained. Perform CPR if necessary.</li> <li>▶ Transport to hospital, or doctor, without delay.</li> </ul>
<b>Ingestion</b>	<ul style="list-style-type: none"> <li>▶ <b>If swallowed do NOT induce vomiting.</b></li> <li>▶ If vomiting occurs, lean patient forward or place on left side (head-down position, if possible) to maintain open airway and prevent aspiration.</li> <li>▶ Observe the patient carefully.</li> <li>▶ Never give liquid to a person showing signs of being sleepy or with reduced awareness; i.e. becoming unconscious.</li> <li>▶ Give water to rinse out mouth, then provide liquid slowly and as much as casualty can comfortably drink.</li> <li>▶ Seek medical advice.</li> <li>▶ Avoid giving milk or oils.</li> <li>▶ Avoid giving alcohol.</li> </ul>

### Indication of any immediate medical attention and special treatment needed

Any material aspirated during vomiting may produce lung injury. Therefore emesis should not be induced mechanically or pharmacologically. Mechanical means should be used if it is considered necessary to evacuate the stomach contents; these include gastric lavage after endotracheal intubation. If spontaneous vomiting has occurred after ingestion, the patient should be monitored for difficult breathing, as adverse effects of aspiration into the lungs may be delayed up to 48 hours. for simple esters:

#### BASIC TREATMENT

- ▶ Establish a patent airway with suction where necessary.
- ▶ Watch for signs of respiratory insufficiency and assist ventilation as necessary.
- ▶ Administer oxygen by non-rebreather mask at 10 to 15 l/min.
- ▶ Monitor and treat, where necessary, for pulmonary oedema .
- ▶ Monitor and treat, where necessary, for shock.

Continued...

- ▶ **DO NOT use emetics.** Where ingestion is suspected rinse mouth and give up to 200 ml water (5 ml/kg recommended) for dilution where patient is able to swallow, has a strong gag reflex and does not drool.
- ▶ Give activated charcoal.

#### ADVANCED TREATMENT

- ▶ Consider orotracheal or nasotracheal intubation for airway control in unconscious patient or where respiratory arrest has occurred.
- ▶ Positive-pressure ventilation using a bag-valve mask might be of use.
- ▶ Monitor and treat, where necessary, for arrhythmias.
- ▶ Start an IV D5W TKO. If signs of hypovolaemia are present use lactated Ringers solution. Fluid overload might create complications.
- ▶ Drug therapy should be considered for pulmonary oedema.
- ▶ Hypotension with signs of hypovolaemia requires the cautious administration of fluids. Fluid overload might create complications.
- ▶ Treat seizures with diazepam.
- ▶ Proparacaine hydrochloride should be used to assist eye irrigation.

#### EMERGENCY DEPARTMENT

- ▶ Laboratory analysis of complete blood count, serum electrolytes, BUN, creatinine, glucose, urinalysis, baseline for serum aminotransferases (ALT and AST), calcium, phosphorus and magnesium, may assist in establishing a treatment regime. Other useful analyses include anion and osmolar gaps, arterial blood gases (ABGs), chest radiographs and electrocardiograph.
- ▶ Positive end-expiratory pressure (PEEP)-assisted ventilation may be required for acute parenchymal injury or adult respiratory distress syndrome.
- ▶ Consult a toxicologist as necessary.

BRONSTEIN, A.C. and CURRANCE, P.L. *EMERGENCY CARE FOR HAZARDOUS MATERIALS EXPOSURE: 2nd Ed. 1994*

The material may induce methaemoglobinaemia following exposure.

- ▶ Initial attention should be directed at oxygen delivery and assisted ventilation if necessary. Hyperbaric oxygen has not demonstrated substantial benefits.
- ▶ Hypotension should respond to Trendelenburg's position and intravenous fluids; otherwise dopamine may be needed.
- ▶ Symptomatic patients with methaemoglobin levels over 30% should receive methylene blue. (Cyanosis, alone, is not an indication for treatment). The usual dose is 1-2 mg/kg of a 1% solution (10 mg/ml) IV over 50 minutes; repeat, using the same dose, if symptoms of hypoxia fail to subside within 1 hour.
- ▶ Thorough cleansing of the entire contaminated area of the body, including the scalp and nails, is of utmost importance.

#### BIOLOGICAL EXPOSURE INDEX - BEI

These represent the determinants observed in specimens collected from a healthy worker exposed at the Exposure Standard (ES or TLV):

Determinant	Index	Sampling Time	Comment
1. Methaemoglobin in blood	1.5% of haemoglobin	During or end of shift	B, NS, SQ

B: Background levels occur in specimens collected from subjects **NOT** exposed

NS: Non-specific determinant; also observed after exposure to other materials

SQ: Semi-quantitative determinant - Interpretation may be ambiguous; should be used as a screening test or confirmatory test.

For acute or short term repeated exposures to xylene:

- ▶ Gastro-intestinal absorption is significant with ingestions. For ingestions exceeding 1-2 ml (xylene)/kg, intubation and lavage with cuffed endotracheal tube is recommended. The use of charcoal and cathartics is equivocal.
- ▶ Pulmonary absorption is rapid with about 60-65% retained at rest.
- ▶ Primary threat to life from ingestion and/or inhalation, is respiratory failure.
- ▶ Patients should be quickly evaluated for signs of respiratory distress (e.g. cyanosis, tachypnoea, intercostal retraction, obtundation) and given oxygen. Patients with inadequate tidal volumes or poor arterial blood gases (pO<sub>2</sub> < 50 mm Hg or pCO<sub>2</sub> > 50 mm Hg) should be intubated.
- ▶ Arrhythmias complicate some hydrocarbon ingestion and/or inhalation and electrocardiographic evidence of myocardial injury has been reported; intravenous lines and cardiac monitors should be established in obviously symptomatic patients. The lungs excrete inhaled solvents, so that hyperventilation improves clearance.
- ▶ A chest x-ray should be taken immediately after stabilisation of breathing and circulation to document aspiration and detect the presence of pneumothorax.
- ▶ Epinephrine (adrenalin) is not recommended for treatment of bronchospasm because of potential myocardial sensitisation to catecholamines. Inhaled cardioselective bronchodilators (e.g. Alupent, Salbutamol) are the preferred agents, with aminophylline a second choice.

#### BIOLOGICAL EXPOSURE INDEX - BEI

These represent the determinants observed in specimens collected from a healthy worker exposed at the Exposure Standard (ES or TLV):

Determinant	Index	Sampling Time	Comments
Methylhippu-ric acids in urine	1.5 gm/gm creatinine 2 mg/min	End of shift Last 4 hrs of shift	

## SECTION 5 Firefighting measures

### Extinguishing media

- ▶ Alcohol stable foam.
- ▶ Dry chemical powder.
- ▶ BCF (where regulations permit).
- ▶ Carbon dioxide.
- ▶ Water spray or fog - Large fires only.

### Special hazards arising from the substrate or mixture

#### Fire Incompatibility

- ▶ Avoid contamination with oxidising agents i.e. nitrates, oxidising acids, chlorine bleaches, pool chlorine etc. as ignition may

result

**Advice for firefighters**

<b>Fire Fighting</b>	<ul style="list-style-type: none"> <li>▶ Alert Fire Brigade and tell them location and nature of hazard.</li> <li>▶ Wear full body protective clothing with breathing apparatus.</li> <li>▶ Prevent, by any means available, spillage from entering drains or water course.</li> <li>▶ Use water delivered as a fine spray to control fire and cool adjacent area.</li> <li>▶ Avoid spraying water onto liquid pools.</li> <li>▶ <b>DO NOT</b> approach containers suspected to be hot.</li> <li>▶ Cool fire exposed containers with water spray from a protected location.</li> <li>▶ If safe to do so, remove containers from path of fire.</li> </ul>
<b>Fire/Explosion Hazard</b>	<ul style="list-style-type: none"> <li>▶ Liquid and vapour are flammable.</li> <li>▶ Moderate fire hazard when exposed to heat or flame.</li> <li>▶ Vapour forms an explosive mixture with air.</li> <li>▶ Moderate explosion hazard when exposed to heat or flame.</li> <li>▶ Vapour may travel a considerable distance to source of ignition.</li> <li>▶ Heating may cause expansion or decomposition leading to violent rupture of containers.</li> <li>▶ On combustion, may emit toxic fumes of carbon monoxide (CO).</li> </ul> <p>Combustion products include: carbon dioxide (CO<sub>2</sub>) nitrogen oxides (NO<sub>x</sub>) other pyrolysis products typical of burning organic material. May emit poisonous fumes. May emit corrosive fumes.</p>

**SECTION 6 Accidental release measures****Personal precautions, protective equipment and emergency procedures**

See section 8

**Environmental precautions**

See section 12

**Methods and material for containment and cleaning up**

<b>Minor Spills</b>	<ul style="list-style-type: none"> <li>▶ Remove all ignition sources.</li> <li>▶ Clean up all spills immediately.</li> <li>▶ Avoid breathing vapours and contact with skin and eyes.</li> <li>▶ Control personal contact with the substance, by using protective equipment.</li> <li>▶ Contain and absorb small quantities with vermiculite or other absorbent material.</li> <li>▶ Wipe up.</li> <li>▶ Collect residues in a flammable waste container.</li> </ul>
<b>Major Spills</b>	<p>Moderate hazard.</p> <ul style="list-style-type: none"> <li>▶ Clear area of personnel and move upwind.</li> <li>▶ Alert Fire Brigade and tell them location and nature of hazard.</li> <li>▶ Wear breathing apparatus plus protective gloves.</li> <li>▶ Prevent, by any means available, spillage from entering drains or water course.</li> <li>▶ No smoking, naked lights or ignition sources.</li> <li>▶ Increase ventilation.</li> <li>▶ Stop leak if safe to do so.</li> <li>▶ Contain spill with sand, earth or vermiculite.</li> <li>▶ Collect recoverable product into labelled containers for recycling.</li> <li>▶ Absorb remaining product with sand, earth or vermiculite.</li> <li>▶ Collect solid residues and seal in labelled drums for disposal.</li> <li>▶ Wash area and prevent runoff into drains.</li> <li>▶ If contamination of drains or waterways occurs, advise emergency services.</li> </ul>

Personal Protective Equipment advice is contained in Section 8 of the SDS.

**SECTION 7 Handling and storage****Precautions for safe handling**

<b>Safe handling</b>	<ul style="list-style-type: none"> <li>▶ <b>DO NOT allow clothing wet with material to stay in contact with skin</b></li> <li>· Electrostatic discharge may be generated during pumping - this may result in fire.</li> <li>· Ensure electrical continuity by bonding and grounding (earthing) all equipment.</li> <li>· Restrict line velocity during pumping in order to avoid generation of electrostatic discharge (&lt;=1 m/sec until fill pipe submerged to twice its diameter, then &lt;= 7 m/sec).</li> </ul>
----------------------	---

Continued...

	<ul style="list-style-type: none"> <li>· Avoid splash filling.</li> <li>· Do NOT use compressed air for filling discharging or handling operations.</li> <li>· Wait 2 minutes after tank filling (for tanks such as those on road tanker vehicles) before opening hatches or manholes.</li> <li>· Wait 30 minutes after tank filling ( for large storage tanks) before opening hatches or manholes. Even with proper grounding and bonding, this material can still accumulate an electrostatic charge. If sufficient charge is allowed to accumulate, electrostatic discharge and ignition of flammable air-vapour mixtures can occur. Be aware of handling operations that may give rise to additional hazards that result from the accumulation of static charges. These include but are not limited to pumping (especially turbulent flow), mixing, filtering, splash filling, cleaning and filling of tanks and containers, sampling, switch loading, gauging, vacuum truck operations, and mechanical movements. These activities may lead to static discharge e.g. spark formation. Restrict line velocity during pumping in order to avoid generation of electrostatic discharge (= 1 m/s until fill pipe submerged to twice its diameter, then = 7 m/s). Avoid splash filling.</li> <li>· Do NOT use compressed air for filling, discharging, or handling operations <ul style="list-style-type: none"> <li>‡ Avoid all personal contact, including inhalation.</li> <li>‡ Wear protective clothing when risk of exposure occurs.</li> <li>‡ Use in a well-ventilated area.</li> <li>‡ Prevent concentration in hollows and sumps.</li> <li>‡ <b>DO NOT enter confined spaces until atmosphere has been checked.</b></li> <li>‡ Avoid smoking, naked lights or ignition sources.</li> <li>‡ Avoid contact with incompatible materials.</li> <li>‡ When handling, <b>DO NOT eat, drink or smoke.</b></li> <li>‡ Keep containers securely sealed when not in use.</li> <li>‡ Avoid physical damage to containers.</li> <li>‡ Always wash hands with soap and water after handling.</li> <li>‡ Work clothes should be laundered separately.</li> <li>‡ Use good occupational work practice.</li> <li>‡ Observe manufacturer's storage and handling recommendations contained within this SDS.</li> <li>‡ Atmosphere should be regularly checked against established exposure standards to ensure safe working conditions.</li> </ul> </li> </ul>
Other information	<ul style="list-style-type: none"> <li>‡ Store in original containers.</li> <li>‡ Keep containers securely sealed.</li> <li>‡ No smoking, naked lights or ignition sources.</li> <li>‡ Store in a cool, dry, well-ventilated area.</li> <li>‡ Store away from incompatible materials and foodstuff containers.</li> <li>‡ Protect containers against physical damage and check regularly for leaks.</li> <li>‡ Observe manufacturer's storage and handling recommendations contained within this SDS.</li> </ul>

### Conditions for safe storage, including any incompatibilities

Suitable container	<ul style="list-style-type: none"> <li>‡ Metal can or drum</li> <li>‡ Packaging as recommended by manufacturer.</li> <li>‡ Check all containers are clearly labelled and free from leaks.</li> </ul>
Storage incompatibility	<ul style="list-style-type: none"> <li>‡ Avoid oxidising agents, acids, acid chlorides, acid anhydrides, chloroformates.</li> </ul>

## SECTION 8 Exposure controls / personal protection

### Control parameters

#### Occupational Exposure Limits (OEL)

#### INGREDIENT DATA

Source	Ingredient	Material name	TWA	STEL	Peak	Notes
Singapore Permissible Exposure Limits of Toxic Substances	xylene	Xylene	100 ppm / 434 mg/m3	651 mg/m3 / 150 ppm	Not Available	Not Available
Singapore Permissible Exposure Limits of Toxic Substances	n-butyl acetate	n-Butyl acetate	150 ppm / 713 mg/m3	950 mg/m3 / 200 ppm	Not Available	Not Available

#### Emergency Limits

Ingredient	TEEL-1	TEEL-2	TEEL-3
------------	--------	--------	--------

Ingredient	TEEL-1	TEEL-2	TEEL-3
xylene	Not Available	Not Available	Not Available
n-butyl acetate	Not Available	Not Available	Not Available

Ingredient	Original IDLH	Revised IDLH
xylene	900 ppm	Not Available
diethyltoluenediamine	Not Available	Not Available
n-butyl acetate	1,700 ppm	Not Available

#### Occupational Exposure Banding

Ingredient	Occupational Exposure Band Rating	Occupational Exposure Band Limit
diethyltoluenediamine	E	≤ 0.1 ppm


#### Notes:

Occupational exposure banding is a process of assigning chemicals into specific categories or bands based on a chemical's potency and the adverse health outcomes associated with exposure. The output of this process is an occupational exposure band (OEB), which corresponds to a range of exposure concentrations that are expected to protect worker health.

### Exposure controls

<b>Appropriate engineering controls</b>	<p><b>CARE:</b> Use of a quantity of this material in confined space or poorly ventilated area, where rapid build up of concentrated atmosphere may occur, could require increased ventilation and/or protective gear</p> <p>Engineering controls are used to remove a hazard or place a barrier between the worker and the hazard. Well-designed engineering controls can be highly effective in protecting workers and will typically be independent of worker interactions to provide this high level of protection.</p> <p>The basic types of engineering controls are:</p> <p>Process controls which involve changing the way a job activity or process is done to reduce the risk.</p> <p>Enclosure and/or isolation of emission source which keeps a selected hazard "physically" away from the worker and ventilation that strategically "adds" and "removes" air in the work environment. Ventilation can remove or dilute an air contaminant if designed properly. The design of a ventilation system must match the particular process and chemical or contaminant in use. Employers may need to use multiple types of controls to prevent employee overexposure.</p> <p>Local exhaust ventilation usually required. If risk of overexposure exists, wear approved respirator. Correct fit is essential to obtain adequate protection. Supplied-air type respirator may be required in special circumstances. Correct fit is essential to ensure adequate protection.</p> <p>An approved self contained breathing apparatus (SCBA) may be required in some situations.</p> <p>Provide adequate ventilation in warehouse or closed storage area. Air contaminants generated in the workplace possess varying "escape" velocities which, in turn, determine the "capture velocities" of fresh circulating air required to effectively remove the contaminant.</p>	
	Type of Contaminant:	Air Speed:
	solvent, vapours, degreasing etc., evaporating from tank (in still air).	0.25-0.5 m/s (50-100 f/min.)
	aerosols, fumes from pouring operations, intermittent container filling, low speed conveyer transfers, welding, spray drift, plating acid fumes, pickling (released at low velocity into zone of active generation)	0.5-1 m/s (100-200 f/min.)
	direct spray, spray painting in shallow booths, drum filling, conveyer loading, crusher dusts, gas discharge (active generation into zone of rapid air motion)	1-2.5 m/s (200-500 f/min.)
	grinding, abrasive blasting, tumbling, high speed wheel generated dusts (released at high initial velocity into zone of very high rapid air motion).	2.5-10 m/s (500-2000 f/min.)
	Within each range the appropriate value depends on:	
	Lower end of the range	Upper end of the range
	1: Room air currents minimal or favourable to capture	1: Disturbing room air currents
	2: Contaminants of low toxicity or of nuisance value only.	2: Contaminants of high toxicity
3: Intermittent, low production.	3: High production, heavy use	
4: Large hood or large air mass in motion	4: Small hood-local control only	
<p>Simple theory shows that air velocity falls rapidly with distance away from the opening of a simple extraction pipe. Velocity generally decreases with the square of distance from the extraction point (in simple cases). Therefore the air speed at the extraction point should be adjusted, accordingly, after reference to distance from the contaminating source. The air velocity at the extraction fan, for example, should be a minimum of 1-2 m/s (200-400 f/min) for extraction of solvents generated in a tank 2 meters distant from the extraction point. Other mechanical considerations, producing performance deficits within the extraction apparatus, make it essential that theoretical air velocities are multiplied by factors of 10 or more when extraction systems are installed or used.</p>		

## QUICSEAL Speed Catalyst

Individual protection measures, such as personal protective equipment	
Eye and face protection	<ul style="list-style-type: none"> <li>▶ Safety glasses with side shields.</li> <li>▶ Chemical goggles. [AS/NZS 1337.1, EN166 or national equivalent]</li> <li>▶ Contact lenses may pose a special hazard; soft contact lenses may absorb and concentrate irritants. A written policy document, describing the wearing of lenses or restrictions on use, should be created for each workplace or task. This should include a review of lens absorption and adsorption for the class of chemicals in use and an account of injury experience. Medical and first-aid personnel should be trained in their removal and suitable equipment should be readily available. In the event of chemical exposure, begin eye irrigation immediately and remove contact lens as soon as practicable. Lens should be removed at the first signs of eye redness or irritation - lens should be removed in a clean environment only after workers have washed hands thoroughly. [CDC NIOSH Current Intelligence Bulletin 59].</li> </ul>
Skin protection	See Hand protection below
Hands/feet protection	<ul style="list-style-type: none"> <li>▶ Wear chemical protective gloves, e.g. PVC.</li> <li>▶ Wear safety footwear or safety gumboots, e.g. Rubber</li> </ul> <p><b>NOTE:</b></p> <ul style="list-style-type: none"> <li>▶ The material may produce skin sensitisation in predisposed individuals. Care must be taken, when removing gloves and other protective equipment, to avoid all possible skin contact.</li> <li>▶ Contaminated leather items, such as shoes, belts and watch-bands should be removed and destroyed.</li> </ul> <p>For esters:</p> <ul style="list-style-type: none"> <li>▶ Do NOT use natural rubber, butyl rubber, EPDM or polystyrene-containing materials.</li> </ul> <p>The selection of suitable gloves does not only depend on the material, but also on further marks of quality which vary from manufacturer to manufacturer. Where the chemical is a preparation of several substances, the resistance of the glove material can not be calculated in advance and has therefore to be checked prior to the application.</p> <p>The exact break through time for substances has to be obtained from the manufacturer of the protective gloves and has to be observed when making a final choice.</p> <p>Personal hygiene is a key element of effective hand care. Gloves must only be worn on clean hands. After using gloves, hands should be washed and dried thoroughly. Application of a non-perfumed moisturiser is recommended.</p> <p>Suitability and durability of glove type is dependent on usage. Important factors in the selection of gloves include:</p> <ul style="list-style-type: none"> <li>- frequency and duration of contact,</li> <li>- chemical resistance of glove material,</li> <li>- glove thickness and</li> <li>- dexterity</li> </ul> <p>Select gloves tested to a relevant standard (e.g. Europe EN 374, US F739, AS/NZS 2161.1 or national equivalent).</p> <ul style="list-style-type: none"> <li>- When prolonged or frequently repeated contact may occur, a glove with a protection class of 5 or higher (breakthrough time greater than 240 minutes according to EN 374, AS/NZS 2161.10.1 or national equivalent) is recommended.</li> <li>- When only brief contact is expected, a glove with a protection class of 3 or higher (breakthrough time greater than 60 minutes according to EN 374, AS/NZS 2161.10.1 or national equivalent) is recommended.</li> <li>- Some glove polymer types are less affected by movement and this should be taken into account when considering gloves for long-term use.</li> <li>- Contaminated gloves should be replaced.</li> </ul> <p>As defined in ASTM F-739-96 in any application, gloves are rated as:</p> <ul style="list-style-type: none"> <li>- Excellent when breakthrough time &gt; 480 min</li> <li>- Good when breakthrough time &gt; 20 min</li> <li>- Fair when breakthrough time &lt; 20 min</li> <li>- Poor when glove material degrades</li> </ul> <p>For general applications, gloves with a thickness typically greater than 0.35 mm, are recommended.</p> <p>It should be emphasised that glove thickness is not necessarily a good predictor of glove resistance to a specific chemical, as the permeation efficiency of the glove will be dependent on the exact composition of the glove material. Therefore, glove selection should also be based on consideration of the task requirements and knowledge of breakthrough times.</p> <p>Glove thickness may also vary depending on the glove manufacturer, the glove type and the glove model. Therefore, the manufacturers technical data should always be taken into account to ensure selection of the most appropriate glove for the task.</p> <p>Note: Depending on the activity being conducted, gloves of varying thickness may be required for specific tasks. For example:</p> <ul style="list-style-type: none"> <li>- Thinner gloves (down to 0.1 mm or less) may be required where a high degree of manual dexterity is needed. However, these gloves are only likely to give short duration protection and would normally be just for single use applications, then disposed of.</li> <li>- Thicker gloves (up to 3 mm or more) may be required where there is a mechanical (as well as a chemical) risk i.e. where there is abrasion or puncture potential</li> </ul> <p>Gloves must only be worn on clean hands. After using gloves, hands should be washed and dried thoroughly. Application of a non-perfumed moisturiser is recommended.</p>
Body protection	See Other protection below
Other protection	<ul style="list-style-type: none"> <li>▶ Overalls.</li> <li>▶ P.V.C apron.</li> <li>▶ Barrier cream.</li> <li>▶ Skin cleansing cream.</li> <li>▶ Eye wash unit.</li> </ul>

## Recommended material(s)

GLOVE SELECTION INDEX

## Respiratory protection

Type AK-P Filter of sufficient capacity. (AS/NZS 1716 &amp; 1715, EN 143:2000 &amp;

Continued...

Glove selection is based on a modified presentation of the:

**"Forsberg Clothing Performance Index".**

The effect(s) of the following substance(s) are taken into account in the **computer-generated** selection:

QUICSEAL Speed Catalyst

Material	CPI
PE/EVAL/PE	A
PVA	A
TEFLON	A
BUTYL	C
BUTYL/NEOPRENE	C
HYPALON	C
NAT+NEOPR+NITRILE	C
NATURAL RUBBER	C
NATURAL+NEOPRENE	C
NEOPRENE	C
NEOPRENE/NATURAL	C
NITRILE	C
NITRILE+PVC	C
PE	C
PVC	C
PVDC/PE/PVDC	C
VITON	C
VITON/BUTYL	C

\* CPI - Chemwatch Performance Index

A: Best Selection

B: Satisfactory; may degrade after 4 hours continuous immersion

C: Poor to Dangerous Choice for other than short term immersion

**NOTE:** As a series of factors will influence the actual performance of the glove, a final selection must be based on detailed observation. -

\* Where the glove is to be used on a short term, casual or infrequent basis, factors such as "feel" or convenience (e.g. disposability), may dictate a choice of gloves which might otherwise be unsuitable following long-term or frequent use. A qualified practitioner should be consulted.

#### Ansell Glove Selection

Glove — In order of recommendation
AlphaTec 02-100
AlphaTec® 15-554
AlphaTec® 58-530B
AlphaTec® 58-530W
AlphaTec® Solvex® 37-675
AlphaTec® Solvex® 37-185
AlphaTec® 58-008
AlphaTec® 38-612
AlphaTec® 79-700
AlphaTec® 58-735

The suggested gloves for use should be confirmed with the glove supplier.

149:2001, ANSI Z88 or national equivalent)

Where the concentration of gas/particulates in the breathing zone, approaches or exceeds the "Exposure Standard" (or ES), respiratory protection is required. Degree of protection varies with both face-piece and Class of filter; the nature of protection varies with Type of filter.

Required Minimum Protection Factor	Half-Face Respirator	Full-Face Respirator	Powered Air Respirator
up to 10 x ES	AK-AUS / Class 1 P2	-	AK-PAPR-AUS / Class 1 P2
up to 50 x ES	Air-line*	-	-
up to 100 x ES	-	AK-3 P2	-
100+ x ES	-	Air-line**	-

\* - Continuous-flow; \*\* - Continuous-flow or positive pressure demand

A(All classes) = Organic vapours, B AUS or B1 = Acid gasses, B2 = Acid gas or hydrogen cyanide(HCN), B3 = Acid gas or hydrogen cyanide(HCN), E = Sulfur dioxide(SO<sub>2</sub>), G = Agricultural chemicals, K = Ammonia(NH<sub>3</sub>), Hg = Mercury, NO = Oxides of nitrogen, MB = Methyl bromide, AX = Low boiling point organic compounds(below 65 degC)

- ▶ Cartridge respirators should never be used for emergency ingress or in areas of unknown vapour concentrations or oxygen content.
- ▶ The wearer must be warned to leave the contaminated area immediately on detecting any odours through the respirator. The odour may indicate that the mask is not functioning properly, that the vapour concentration is too high, or that the mask is not properly fitted. Because of these limitations, only restricted use of cartridge respirators is considered appropriate.
- ▶ Cartridge performance is affected by humidity. Cartridges should be changed after 2 hr of continuous use unless it is determined that the humidity is less than 75%, in which case, cartridges can be used for 4 hr. Used cartridges should be discarded daily, regardless of the length of time used

76ak-p()

## SECTION 9 Physical and chemical properties

### Information on basic physical and chemical properties

Appearance	Red flammable liquid with strong solvent odour; does not mix with water.
------------	--

<b>Physical state</b>	Liquid	<b>Relative density (Water = 1)</b>	(freezing pt.)
<b>Odour</b>	Not Available	<b>Partition coefficient n-octanol / water</b>	Not Available
<b>Odour threshold</b>	Not Available	<b>Auto-ignition temperature (°C)</b>	*463-527 (xylene)
<b>pH (as supplied)</b>	Not Applicable	<b>Decomposition temperature (°C)</b>	Not Available
<b>Melting point / freezing point (°C)</b>	*-48-13 (xylene)	<b>Viscosity (cSt)</b>	Not Available
<b>Initial boiling point and boiling range (°C)</b>	*138-144 (xylene)	<b>Molecular weight (g/mol)</b>	Not Applicable
<b>Flash point (°C)</b>	27	<b>Taste</b>	Not Available
<b>Evaporation rate</b>	Not Available	<b>Explosive properties</b>	Not Available
<b>Flammability</b>	Flammable.	<b>Oxidising properties</b>	Not Available
<b>Upper Explosive Limit (%)</b>	7	<b>Surface Tension (dyn/cm or mN/m)</b>	Not Available
<b>Lower Explosive Limit (%)</b>	1.1	<b>Volatile Component (%vol)</b>	Not Available
<b>Vapour pressure (kPa)</b>	0.7	<b>Gas group</b>	Not Available
<b>Solubility in water</b>	Immiscible	<b>pH as a solution (1%)</b>	Not Applicable
<b>Vapour density (Air = 1)</b>	*3.66 (xylene)	<b>VOC g/L</b>	Not Available

## SECTION 10 Stability and reactivity

<b>Reactivity</b>	See section 7
<b>Chemical stability</b>	<ul style="list-style-type: none"> <li>▸ Unstable in the presence of incompatible materials.</li> <li>▸ Product is considered stable.</li> <li>▸ Hazardous polymerisation will not occur.</li> </ul>
<b>Possibility of hazardous reactions</b>	See section 7
<b>Conditions to avoid</b>	See section 7
<b>Incompatible materials</b>	See section 7
<b>Hazardous decomposition products</b>	See section 5

## SECTION 11 Toxicological information

### Information on toxicological effects

<b>Inhaled</b>	<p>Inhalation of vapours may cause drowsiness and dizziness. This may be accompanied by sleepiness, reduced alertness, loss of reflexes, lack of co-ordination, and vertigo.</p> <p>There is some evidence to suggest that the material can cause respiratory irritation in some persons. The body's response to such irritation can cause further lung damage.</p> <p>The main effects of simple esters are irritation, stupor and insensibility. Headache, drowsiness, dizziness, coma and behavioural changes may occur.</p> <p>Inhalation hazard is increased at higher temperatures.</p> <p>Central nervous system (CNS) depression may include general discomfort, symptoms of giddiness, headache, dizziness, nausea, anaesthetic effects, slowed reaction time, slurred speech and may progress to unconsciousness. Serious poisonings may result in respiratory depression and may be fatal.</p> <p>Inhalation of high concentrations of gas/vapour causes lung irritation with coughing and nausea, central nervous depression with headache and dizziness, slowing of reflexes, fatigue and inco-ordination.</p> <p>Inhalation of vapours or aerosols (mists, fumes), generated by the material during the course of normal handling, may be harmful.</p>
<b>Ingestion</b>	Accidental ingestion of the material may be damaging to the health of the individual.
<b>Skin Contact</b>	<p>The material may cause moderate inflammation of the skin either following direct contact or after a delay of some time. Repeated exposure can cause contact dermatitis which is characterised by redness, swelling and blistering.</p> <p>Repeated exposure may cause skin cracking, flaking or drying following normal handling and use.</p> <p>Open cuts, abraded or irritated skin should not be exposed to this material</p> <p>Entry into the blood-stream, through, for example, cuts, abrasions or lesions, may produce systemic injury with harmful effects.</p> <p>Examine the skin prior to the use of the material and ensure that any external damage is suitably protected.</p> <p>Skin contact with the material may be harmful; systemic effects may result following absorption.</p>

<b>Eye</b>	<p>There is evidence that material may produce eye irritation in some persons and produce eye damage 24 hours or more after instillation. Severe inflammation may be expected with pain.</p> <p>The liquid produces a high level of eye discomfort and is capable of causing pain and severe conjunctivitis. Corneal injury may develop, with possible permanent impairment of vision, if not promptly and adequately treated.</p>
<b>Chronic</b>	<p>There is limited evidence that, skin contact with this product is more likely to cause a sensitisation reaction in some persons compared to the general population.</p> <p>Toxic: danger of serious damage to health by prolonged exposure through inhalation, in contact with skin and if swallowed. This material can cause serious damage if one is exposed to it for long periods. It can be assumed that it contains a substance which can produce severe defects.</p> <p>Ample evidence exists from experimentation that reduced human fertility is directly caused by exposure to the material. Ample evidence exists, from results in experimentation, that developmental disorders are directly caused by human exposure to the material.</p> <p>There has been some concern that this material can cause cancer or mutations but there is not enough data to make an assessment.</p> <p>Substance accumulation, in the human body, may occur and may cause some concern following repeated or long-term occupational exposure.</p> <p>Women exposed to xylene in the first 3 months of pregnancy showed a slightly increased risk of miscarriage and birth defects. Evaluation of workers chronically exposed to xylene has demonstrated lack of genetic toxicity.</p> <p>Chronic solvent inhalation exposures may result in nervous system impairment and liver and blood changes. [PATTYS]</p>

<b>QUICSEAL Speed Catalyst</b>	<b>TOXICITY</b>	<b>IRRITATION</b>
	Dermal (Rabbit) LD50: 1100 mg/kg <sup>[2]</sup>	Not Available
	Inhalation (None) LC50: 11 mg/l/4 hr <sup>[2]</sup>	
	Oral (Rat) LD50: >2000 mg/kg <sup>[2]</sup>	

<b>xylene</b>	<b>TOXICITY</b>	<b>IRRITATION</b>
	Dermal (rabbit) LD50: >1700 mg/kg <sup>[2]</sup>	Eye (human): 200 ppm irritant
	Inhalation(Rat) LC50: 5000 ppm4h <sup>[2]</sup>	Eye (rabbit): 5 mg/24h SEVERE
	Oral (Mouse) LD50; 2119 mg/kg <sup>[2]</sup>	Eye (rabbit): 87 mg mild
		Eye: adverse effect observed (irritating) <sup>[1]</sup>
		Skin (rabbit):500 mg/24h moderate
		Skin: adverse effect observed (irritating) <sup>[1]</sup>

<b>diethyltoluenediamine</b>	<b>TOXICITY</b>	<b>IRRITATION</b>
	Dermal (rabbit) LD50: >700 mg/kg <sup>[2]</sup>	Eye (rabbit): moderate-SEVERE [Manufacturer]
	Inhalation(Rat) LC50: >0.307 mg/L4h <sup>[1]</sup>	
	Oral (Rat) LD50: ~723 mg/kg <sup>[1]</sup>	

<b>n-butyl acetate</b>	<b>TOXICITY</b>	<b>IRRITATION</b>
	Dermal (rabbit) LD50: 3200 mg/kg <sup>[2]</sup>	Eye ( human): 300 mg * [PPG]
	Inhalation(Rat) LC50: 0.74 mg/14h <sup>[2]</sup>	Eye (rabbit): 20 mg (open)-SEVERE
	Oral (Rabbit) LD50; 3200 mg/kg <sup>[2]</sup>	Eye (rabbit): 20 mg/24h - moderate
		Eye: no adverse effect observed (not irritating) <sup>[1]</sup>
		Skin (rabbit): 500 mg/24h-moderate
		Skin: no adverse effect observed (not irritating) <sup>[1]</sup>

**Legend:** 1. Value obtained from Europe ECHA Registered Substances - Acute toxicity 2. Value obtained from manufacturer's SDS. Unless otherwise specified data extracted from RTECS - Register of Toxic Effect of chemical Substances

<b>XYLENE</b>	<p>Reproductive effector in rats</p> <p>The substance is classified by IARC as Group 3: <b>NOT</b> classifiable as to its carcinogenicity to humans. Evidence of carcinogenicity may be inadequate or limited in animal testing.</p>
<b>DIETHYLTOLUENEDIAMINE</b>	<p>Oral (rat) LD50: 470-540 mg/kg Skin (rabbit): slight</p> <p>p-Phenylenediamine is oxidised by the liver microsomal enzymes (S9). Pure p-phenylenediamine does not cause mutations, but after it is oxidized, it does.</p>
<b>N-BUTYL ACETATE</b>	<p>Generally, linear and branched-chain alkyl esters are hydrolysed to their component alcohols and carboxylic acids in the intestinal tract, blood and most tissues throughout the body. Following hydrolysis the component alcohols and carboxylic acids are metabolized</p> <p>Oral acute toxicity studies have been reported for 51 of the 67 esters of aliphatic acyclic primary alcohols and aliphatic linear</p>

	<p>saturated carboxylic acids. The very low oral acute toxicity of this group of esters is demonstrated by oral LD50 values greater than 1850 mg/kg bw</p> <p>Genotoxicity studies have been performed in vitro using the following esters of aliphatic acyclic primary alcohols and aliphatic linear saturated carboxylic acids: methyl acetate, butyl acetate, butyl stearate and the structurally related isoamyl formate and demonstrates that these substances are not genotoxic.</p> <p>The JEFCA Committee concluded that the substances in this group would not present safety concerns at the current levels of intake the esters of aliphatic acyclic primary alcohols and aliphatic linear saturated carboxylic acids are generally used as flavouring substances up to average maximum levels of 200 mg/kg. Higher levels of use (up to 3000 mg/kg) are permitted in food categories such as chewing gum and hard candy. In Europe the upper use levels for these flavouring substances are generally 1 to 30 mg/kg foods and in special food categories like candy and alcoholic beverages up to 300 mg/kg foods</p> <p><b>International Program on Chemical Safety: the Joint FAO/WHO Expert Committee on Food Additives (JECFA)</b> <b>Esters of Aliphatic acyclic primary alcohols with aliphatic linear saturated carboxylic acids.; 1998</b></p>
<b>XYLENE &amp; DIETHYLTOLUENEDIAMINE &amp; N-BUTYL ACETATE</b>	The material may produce severe irritation to the eye causing pronounced inflammation. Repeated or prolonged exposure to irritants may produce conjunctivitis.
<b>XYLENE &amp; N-BUTYL ACETATE</b>	The material may cause skin irritation after prolonged or repeated exposure and may produce on contact skin redness, swelling, the production of vesicles, scaling and thickening of the skin.

<b>Acute Toxicity</b>	✓	<b>Carcinogenicity</b>	✗
<b>Skin Irritation/Corrosion</b>	✓	<b>Reproductivity</b>	✓
<b>Serious Eye Damage/Irritation</b>	✓	<b>STOT - Single Exposure</b>	✓
<b>Respiratory or Skin sensitisation</b>	✗	<b>STOT - Repeated Exposure</b>	✓
<b>Mutagenicity</b>	✗	<b>Aspiration Hazard</b>	✓

**Legend:** ✗ – Data either not available or does not fill the criteria for classification  
 ✓ – Data available to make classification

## SECTION 12 Ecological information

### Toxicity

	Endpoint	Test Duration (hr)	Species	Value	Source
<b>QUICSEAL Speed Catalyst</b>	Not Available	Not Available	Not Available	Not Available	Not Available
<b>xylene</b>	EC50	48h	Crustacea	1.8mg/l	2
	EC50	72h	Algae or other aquatic plants	4.6mg/l	2
	NOEC(ECx)	73h	Algae or other aquatic plants	0.44mg/l	2
	LC50	96h	Fish	2.6mg/l	2
<b>diethyltoluenediamine</b>	EC50	48h	Crustacea	0.5mg/l	2
	EC50	96h	Algae or other aquatic plants	~1.157mg/l	2
	EC0(ECx)	48h	Crustacea	0.3mg/l	2
	LC50	96h	Fish	~183mg/l	2
<b>n-butyl acetate</b>	EC50	48h	Crustacea	32mg/l	1
	EC50	72h	Algae or other aquatic plants	246mg/l	2
	EC50(ECx)	96h	Fish	18mg/l	2
	LC50	96h	Fish	17-19mg/l	4

**Legend:** *Extracted from 1. IUCLID Toxicity Data 2. Europe ECHA Registered Substances - Ecotoxicological Information - Aquatic Toxicity 4. US EPA, Ecotox database - Aquatic Toxicity Data 5. ECETOC Aquatic Hazard Assessment Data 6. NITE (Japan) - Bioconcentration Data 7. METI (Japan) - Bioconcentration Data 8. Vendor Data*

Very toxic to aquatic organisms, may cause long-term adverse effects in the aquatic environment.

**DO NOT** discharge into sewer or waterways.

### Persistence and degradability

Continued...

QUICSEAL Speed Catalyst

Ingredient	Persistence: Water/Soil	Persistence: Air
xylene	HIGH (Half-life = 360 days)	LOW (Half-life = 1.83 days)
n-butyl acetate	LOW	LOW

Bioaccumulative potential

Ingredient	Bioaccumulation
xylene	MEDIUM (BCF = 740)
n-butyl acetate	LOW (BCF = 14)

Mobility in soil

Ingredient	Mobility
n-butyl acetate	LOW (KOC = 20.86)



SECTION 13 Disposal considerations

Waste treatment methods

Product / Packaging disposal	<ul style="list-style-type: none"> <li>▸ Containers may still present a chemical hazard/ danger when empty.</li> <li>▸ Return to supplier for reuse/ recycling if possible.</li> </ul> <p>Otherwise:</p> <ul style="list-style-type: none"> <li>▸ If container can not be cleaned sufficiently well to ensure that residuals do not remain or if the container cannot be used to store the same product, then puncture containers, to prevent re-use, and bury at an authorised landfill.</li> <li>▸ Where possible retain label warnings and SDS and observe all notices pertaining to the product.</li> <li>▸ <b>DO NOT allow wash water from cleaning or process equipment to enter drains.</b></li> <li>▸ It may be necessary to collect all wash water for treatment before disposal.</li> <li>▸ In all cases disposal to sewer may be subject to local laws and regulations and these should be considered first.</li> <li>▸ Where in doubt contact the responsible authority.</li> <li>▸ Recycle wherever possible or consult manufacturer for recycling options.</li> <li>▸ Consult State Land Waste Authority for disposal.</li> <li>▸ Bury or incinerate residue at an approved site.</li> <li>▸ Recycle containers if possible, or dispose of in an authorised landfill.</li> </ul>
------------------------------	--

SECTION 14 Transport information

Labels Required

Product / Packaging disposal	
Marine Pollutant	

Land transport (UN)

14.1. UN number or ID number	1866	
14.2. UN proper shipping name	RESIN SOLUTION, flammable	
14.3. Transport hazard class(es)	Class	3
	Subsidiary Hazard	Not Applicable
14.4. Packing group	III	
14.5. Environmental hazard	Environmentally hazardous	
14.6. Special precautions for user	Special provisions	223
	Limited quantity	5 L

QUICSEAL Speed Catalyst

**Air transport (ICAO-IATA / DGR)**

14.1. UN number	1866	
14.2. UN proper shipping name	Resin solution flammable	
14.3. Transport hazard class(es)	ICAO/IATA Class	3
	ICAO / IATA Subsidiary Hazard	Not Applicable
	ERG Code	3L
14.4. Packing group	III	
14.5. Environmental hazard	Environmentally hazardous	
14.6. Special precautions for user	Special provisions	A3
	Cargo Only Packing Instructions	366
	Cargo Only Maximum Qty / Pack	220 L
	Passenger and Cargo Packing Instructions	355
	Passenger and Cargo Maximum Qty / Pack	60 L
	Passenger and Cargo Limited Quantity Packing Instructions	Y344
	Passenger and Cargo Limited Maximum Qty / Pack	10 L

**Sea transport (IMDG-Code / GGVSee)**

14.1. UN number	1866	
14.2. UN proper shipping name	RESIN SOLUTION flammable	
14.3. Transport hazard class(es)	IMDG Class	3
	IMDG Subsidiary Hazard	Not Applicable
14.4. Packing group	III	
14.5. Environmental hazard	Marine Pollutant	
14.6. Special precautions for user	EMS Number	F-E , S-E
	Special provisions	223 955
	Limited Quantities	5 L

**14.7.1. Transport in bulk according to Annex II of MARPOL and the IBC code**

Not Applicable

**14.7.2. Transport in bulk in accordance with MARPOL Annex V and the IMSBC Code**

Product name	Group
xylene	Not Available
diethyltoluenediamine	Not Available
n-butyl acetate	Not Available

**14.7.3. Transport in bulk in accordance with the IGC Code**

Product name	Ship Type
xylene	Not Available
diethyltoluenediamine	Not Available
n-butyl acetate	Not Available

**SECTION 15 Regulatory information**

Safety, health and environmental regulations / legislation specific for the substance or mixture

Continued...

**xylene is found on the following regulatory lists**

International Agency for Research on Cancer (IARC) - Agents Classified by the IARC Monographs - Not Classified as Carcinogenic  
Singapore Permissible Exposure Limits of Toxic Substances

**diethyltoluenediamine is found on the following regulatory lists**

Chemical Footprint Project - Chemicals of High Concern List

**n-butyl acetate is found on the following regulatory lists**

Singapore Permissible Exposure Limits of Toxic Substances

**Additional Regulatory Information**

Not Applicable

**National Inventory Status**

National Inventory	Status
Australia - AIIC / Australia Non-Industrial Use	Yes
Canada - DSL	Yes
Canada - NDSL	No (xylene; diethyltoluenediamine; n-butyl acetate)
China - IECSC	Yes
Europe - EINEC / ELINCS / NLP	Yes
Japan - ENCS	No (diethyltoluenediamine)
Korea - KECI	Yes
New Zealand - NZIoC	Yes
Philippines - PICCS	Yes
USA - TSCA	Yes
Taiwan - TCSI	Yes
Mexico - INSQ	Yes
Vietnam - NCI	Yes
Russia - FBEPH	Yes
<b>Legend:</b>	Yes = All CAS declared ingredients are on the inventory No = One or more of the CAS listed ingredients are not on the inventory. These ingredients may be exempt or will require registration.

**SECTION 16 Other information**

<b>Revision Date</b>	28/11/2023
<b>Initial Date</b>	28/11/2023

**SDS Version Summary**

Version	Date of Update	Sections Updated
2.1	28/11/2023	Toxicological information - Acute Health (eye), Toxicological information - Acute Health (inhaled), Toxicological information - Acute Health (skin), Toxicological information - Acute Health (swallowed), First Aid measures - Advice to Doctor, Toxicological information - Chronic Health, Hazards identification - Classification, Disposal considerations - Disposal, Exposure controls / personal protection - Engineering Control, Ecological Information - Environmental, Firefighting measures - Fire Fighter (extinguishing media), Firefighting measures - Fire Fighter (fire/explosion hazard), Firefighting measures - Fire Fighter (fire fighting), Firefighting measures - Fire Fighter (fire incompatibility), First Aid measures - First Aid (eye), First Aid measures - First Aid (inhaled), First Aid measures - First Aid (skin), First Aid measures - First Aid (swallowed), Handling and storage - Handling Procedure, Stability and reactivity - Instability Condition, Exposure controls / personal protection - Personal Protection (other), Exposure controls / personal protection - Personal Protection (Respirator), Exposure controls / personal protection - Personal Protection (eye), Exposure controls / personal protection - Personal Protection (hands/feet), Accidental release measures - Spills (major), Accidental release measures - Spills (minor), Handling and storage - Storage (storage incompatibility), Handling and storage - Storage (storage requirement), Handling and storage - Storage (suitable container), Transport information - Transport, Transport Information

**Other information**

Classification of the preparation and its individual components has drawn on official and authoritative sources as well as independent review by the Chemwatch

Continued...

Classification committee using available literature references.

The SDS is a Hazard Communication tool and should be used to assist in the Risk Assessment. Many factors determine whether the reported Hazards are Risks in the workplace or other settings. Risks may be determined by reference to Exposures Scenarios. Scale of use, frequency of use and current or available engineering controls must be considered.

### Definitions and abbreviations

- PC - TWA: Permissible Concentration-Time Weighted Average
- PC - STEL: Permissible Concentration-Short Term Exposure Limit
- IARC: International Agency for Research on Cancer
- ACGIH: American Conference of Governmental Industrial Hygienists
- STEL: Short Term Exposure Limit
- TEEL: Temporary Emergency Exposure Limit,
- IDLH: Immediately Dangerous to Life or Health Concentrations
- ES: Exposure Standard
- OSF: Odour Safety Factor
- NOAEL: No Observed Adverse Effect Level
- LOAEL: Lowest Observed Adverse Effect Level
- TLV: Threshold Limit Value
- LOD: Limit Of Detection
- OTV: Odour Threshold Value
- BCF: BioConcentration Factors
- BEI: Biological Exposure Index
- DNEL: Derived No-Effect Level
- PNEC: Predicted no-effect concentration
  
- AIIC: Australian Inventory of Industrial Chemicals
- DSL: Domestic Substances List
- NDSL: Non-Domestic Substances List
- IECSC: Inventory of Existing Chemical Substance in China
- EINECS: European INventory of Existing Commercial chemical Substances
- ELINCS: European List of Notified Chemical Substances
- NLP: No-Longer Polymers
- ENCS: Existing and New Chemical Substances Inventory
- KECI: Korea Existing Chemicals Inventory
- NZIoC: New Zealand Inventory of Chemicals
- PICCS: Philippine Inventory of Chemicals and Chemical Substances
- TSCA: Toxic Substances Control Act
- TCSI: Taiwan Chemical Substance Inventory
- INSQ: Inventario Nacional de Sustancias Químicas
- NCI: National Chemical Inventory
- FBEPH: Russian Register of Potentially Hazardous Chemical and Biological Substances

This document is copyright.

Apart from any fair dealing for the purposes of private study, research, review or criticism, as permitted under the Copyright Act, no part may be reproduced by any process without written permission from CHEMWATCH.

TEL (+61 3) 9572 4700.