
FLOORING PRODUCTS AND SUBSTRATE PREPARATION SYSTEMS



SYSTEMARDEX
PREMIUM PERFORMANCE



CONTENTS

Construction World With ARDEX	3
Innovation	4
Quality Assurance	4
System ARDEX	4
Floor Preparation Overview	5
ARDEX and Our Environment	5
ARDEX Low VOC Products	5
Quick Guide Floor Preparation Selection Tables	6
Flooring Adhesive Product Selector	7

PRODUCT INFORMATION

Primers Additives	8
Floor Screed	13
Moisture Control, Waterproof Membranes and Sealer	16
Commercial Flooring	21
Wear Surface Topping	26
Ardurapid Skimming Compound & Repair Mortar	29
Floor Covering Adhesives	32
Flooring Tools and Accessories	43

TECHNICAL INFORMATION

Ongoing Professional Development	44
----------------------------------	----

This catalogue is designed for quick reference.
Please refer to product datasheets and packaging for detailed instructions.

CONSTRUCTION WORLD WITH ARDEX

ARDEX-QUICSEAL Singapore is a manufacturer and solution provider of high quality building / construction, chemical and materials. We are proud to be a part of the ARDEX Group, founded in Witten, Germany in the 1940's that has now grown to become a global business, providing engineered solutions for flooring, waterproofing and tiling.

Today, ARDEX has achieved a worldwide presence through 71 subsidiaries with 3,900 employees active in offices and branches. There are strategic production bases located in more than 50 countries in the recent years.

VISION

The ARDEX Group envisions to be the world's leading solution and service provider of innovative building systems.



INNOVATION / SYSTEM ARDEX

INNOVATION

For over 70 years ARDEX has been synonymous with the development, manufacturing and marketing of premium quality specialist construction materials for the tiling, flooring and waterproofing industries.

Innovation has been a key influencer to this continued success, with technologies introduced many years ago still unique in their respective industries today. Being part of the Global ARDEX Group, ARDEX-QUICSEAL Singapore has access to a huge Research and Development resource which is continually developing world unique products and technologies, As the inventors of self levelling and smoothing compounds, ARDEX products which includes Ardit, Feather Finish, and Ardurapid K 15, are now firmly established as benchmarks for flooring worldwide.



ARDEX Rapidry Formula Technology - Is the ability of the mortar to totally bind the water used for mixing, virtually eliminating the risk of water staining.

QUALITY ASSURANCE

In Singapore, ARDEX-QUICSEAL quality was acknowledged with ISO 9001 and ISO 14001 accreditation. All production, raw materials and packaging went through vigorous quality control procedures which, together with the quality management system, have been certified and are independently audited to the Quality Standard ISO 9001: 2015 and ISO 14001:2015.



SYSTEM ARDEX

ARDEX manufacture products in three main construction categories:

- Tiling
- Flooring
- Waterproofing

Each product is the result of research and development with the help of contractors, specifiers, manufacturers and clients to ensure a complete range of compatible products with market leading performance.



**A SYSTEM OF HIGH QUALITY, TOTALLY COMPATIBLE
PRODUCTS MATCHED WITH UNPARALLELED
TECHNICAL AND FIELD SUPPORT.**

FLOOR PREPARATION OVERVIEW

A stable bond between the substrate and the ARDEX topping is the key to success when installing the ARDEX products. Concrete floors must be sound as well as clean and free of a foreign contaminants through mechanical preparation. Unprepared and contaminated slabs are the main causes of expensive and avoidable failures.

All substrates must be assessed and tested for moisture. In situations where moisture exceeds 5.5% or at 70% RH, a moisture barrier must be applied first. Moisture vulnerable slabs which are below grade, cracked or with incomplete, missing and unknown condition vapour barriers, a moisture membrane should be replaced.

Each compound is thoroughly mixed with a mechanical drill and poured onto the prepared and primed concrete. The compound is then spread across the floor to thickness with a height adjustable ARDEX Spreader and smoothed with an ARDEX smoothing trowel.

When new or unusual circumstances are encountered on a specific project, please consult the ARDEX Technical Service for advice.














ARDEX AND OUR ENVIRONMENT

As part of our ongoing commitment to the environment, ARDEX is constantly improving the existing range and developing new products to reduce the ecological foot print. ARDEX K 55, ultra rapid self levelling and smoothing compound has been engineered to self level at 2mm, thus reducing material consumption by 33%.

The indoor air quality of buildings are also enhanced by the use of ARDEX products. As shown in the table below, the performance leading and commonly used ARDEX flooring products have been independently tested by official Green Building institutions responsible for Southeast Asia.

ARDEX LOW VOC PRODUCTS

Both existing and new ARDEX products are independently tested for VOC content. Please contact ARDEX-QUICSEAL Singapore for an up-to-date list and copies of VOC Test or Green Label certificates.

ARDEX CL 1		ARDEX K 310		ARDEX AF 480 MS		ARDITEX NA	
ARDEX CL 5		ARDEX AF 143 SE		ARDEX AF 490		ARDEX P 51	
ARDEX CL 11		ARDEX AF 142		ARDEX AF 620		ARDEX PU 30	
ARDITEX 312		ARDEX AF 148		ARDEX AF 962		ARDEX R 2 SE	
ARDEX Feather Finish		ARDEX AF 172 SE		ARDEX AF 545		ARDEX WPM 163	
ARDEX K 15		ARDEX AF 178		ARDEX AF 748		ARDEX WPM 256	
ARDEX K 35		ARDEX AF 190		ARDEX AF 2270		ARDEX WPM 300	
ARDEX K 55		ARDEX AF 270		ARDEX AF 2365			
ARDEX K 80		ARDEX AF 460 MS		ARDEX AF 2575			

QUICK GUIDE FLOOR PREPARATION SELECTION TABLES

Substrates to receive textile coverings

Preferred ARDEX Underlayment									
	ARDEX A 46	ARDEX 308	ARDEX 318	ARDEX Feather Finish	ARDEX K 11	ARDEX K 15	ARDEX K 35	ARDEX K 55	ARDEX K 80
Main application	Multi-Purpose Repair Mortar	Acrylic Polymer Cementitious Coating	Polymer Modified Cement Coating	Rapid Drying Smoothing	Performance Levelling	Performance Levelling	Commercial smoothing and levelling	Rapid Smoothing	Industrial Levelling
Ready for floor coverings	From 24 hours	—	—	15 mins	24 to 48 hours	16 hours	16 hours	1 to 2 hours	24 hours
Application thickness	2 to 30mm	3mm - 6mm	3mm - 10mm	Feather edge to 3mm	3 to 10mm (1 application), 20mm (2 applications), 35mm (1 base mix application)	3 to 10mm (for 10-35mm thickness, add aggregate)	3 to 10mm	1mm to any depth (for any thickness over 10mm, add aggregate)	5 to 10mm (as base mix: up to 50mm)
External Application	Yes	Yes	Yes	No	No	No	No	No	No
Curing technology	Chemical Hydration	Chemical Hydration	Chemical Hydration - Rapid	ARDURAPID	Hydration	ARDURAPID	ARDURAPID	ARDURAPID	ARDURAPID

Preferred ARDEX Underlayment

	ARDEX K 301	ARDEX K 310	ARDEX CL 1	ARDEX CL 5	ARDEX CL 11	ARDEX CL 312	ARDITEX NA
Main application	External Levelling and Smoothing Topping	Self - Smoothing Compound as Underlayment	Economical levelling	High Strength Self - Smoothing Topping	Performing levelling compound	Performing levelling	Flexible levelling
Ready for floor coverings	24 hours Vinyl 48 hours	48 hours	48 to 72 hours	24 hours	24 to 48 hours	24 to 48 hours	From 4 hours
Application thickness	3 to 20mm	3 to 80mm (up to 35mm as base mix)	3 to 8mm	3 to 10mm	3 to 10mm	Feather edge up to 5mm	Feather edge to 12mm, 12 - 30mm with 2 - 5mm aggregate
External Application	Yes	No	No	Yes (consult Technical Service)	No	No	Yes (if covered with waterproofing)
Curing technology	Hydration	Hydration	Hydration	Hydration	Hydration	Hydration	Hydration

NOTE: This is intended as a guide only, referring to product applications and limitations. Current Technical Datasheets should always be consulted to ensure that the product fits for its intended purpose.

What is ARDURAPID? ARDURAPID Technology chemically utilises the mixing water in building a reinforced crystalline structure guaranteeing a shrinkage-free floor and virtually eliminating the risk of water staining.

FLOORING ADHESIVE PRODUCT SELECTOR

FLOOR COVERINGS	ARDEX AF 145	ARDEX AF 148	ARDEX AF 172 SE	ARDEX AF 178	ARDEX AF 190	ARDEX AF 270	ARDEX AF 365	ARDEX AF 460 MS	ARDEX AF 480 MS	ARDEX AF 495	ARDEX AF 545	ARDEX AF 962	ARDEX AF 2270	ARDEX AF 2365	ARDEX AF 2575
VINYL WALL SHEETS	●	●													
VCT			●	●								●	●	●	
DUAL BOND UNDERLAY			●	●	●					●					●
PVC BACKED CARPET TILE					●						●		●		●
SHEET VINYL	●	●	●	●						●	●				●
VINYL PLANKS	●	●	●	●						●	●		●	●	●
SOLID VINYL TILES	●	●	●	●						●	●		●	●	●
TEXTILE COVERING			●	●	●								●		
NON VINYL BACKED CARPET TILE					●							●			
LAMELLA PARQUETT								●	●						
TIMBER PARQUET								●	●						
TIMBER PLANK															
TEAKWOOD PARQUET							●								
TEAKWOOD PLANK							●								
HARDWOOD								●	●	●					●
SOLID WOOD								●	●	●					●
JUTE, NEEDLE PUNCHED & POLYPROPYLENE					●								●		
SECONDARY BACKED															
WOVEN & KNITTED BACKING	●	●			●										
RUBBER TILE FLOOR COVERINGS	●									●				●	●
LINOLEUM SHEET														●	
LINOLEUM TILES														●	●
NEEDLE FLEECE FLOORING	●													●	
CORKMENT COVERINGS															●
OUTDOOR FLOORINGS										●					●

Suitable floor covering for application

Note: This is intended as a guide only, referring to product applications and limitations. Current Technical Datasheets should always be consulted to ensure that the product fits for its intended purpose.



**PRIMERS
ADDITIVES**



ARDEX P 4

READY MIXED RAPID DRYING PRIMER

ARDEX P 4 is a ready mixed primer for use on absorbent and non-absorbent backgrounds in internal and external locations. It produces a textured surface that is especially effective in facilitating the adhesion of cement-based tile adhesives in tile-on-tile applications.

- Ready mixed re-sealable tub for convenience and ease of use
- Produces a textured grip surface, ideal for tile-on-tile applications
- Dries in as little as 30 minutes
- No-mess consistency eliminates drips and splashes for easy application
- Solvent free

SUBSTRATES

- Concrete
- Cement and lime renders
- Sand / Cement screeds
- Ceramic tiles and slabs
- Terrazzo
- Dispersion based paints
- Traces of non-water soluble, flooring adhesives
- Dry screeds
- Levelling and smoothing compounds

LOCATION

Internal and external

SURFACES

Floors and walls

COVERAGE

Approx. 60m² on most typical substrates

PACKAGING

12kg



ARDEX P 16

MULTIPURPOSE PRIMER

ARDEX P 16 is a water-based primer used for improving the adhesion of ARDEX products to various substrates. It is easy to apply with a sponge, brush or roller with applications of subsequent products able to take place with minimal downtime.

It is compatible with subsequent applications of ARDEX tile adhesives, floor levelling compounds and undertile waterproofing membranes.

APPLICATION

Internal and external application

COVERAGE

Approx. 5 – 7m²/litre

INSTALLATION




DRYING TIMES

From 1 hour depending on temperature, ventilation and substrate conditions

PACKAGING

20L or 200L



ARDEX P 51 CONCENTRATED WATER-BASED PRIMER AND BONDING AGENT

ARDEX P 51 is a water based primer, precoat, bonding agent and pore closer for concrete substrates. It is used to prevent air bubbles rising through subsequently applied sub-floor smoothing and levelling compounds and to prolong their flow life and workability. Only for use as a primer on floors that are dry and have an effective damp proof membrane.

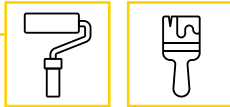
APPLICATION

Internal dry surfaces only

COVERAGE

Up to 100m² per 5kg with mixing ratio 1 part P 51:3 parts water

INSTALLATION



DRYING TIMES

From 1 hour depending on temperature, ventilation and substrate conditions

DILUTE

1:3 parts with water

PACKAGING

5kg or 20kg or 200kg

ARDEX P 82 WATER DISPERSED EPOXY PRIMER



ARDEX P 82 is a water based two component synthetic resin primer and bonding agent for application of ARDEX Underlayments on dense and smooth substrates. Substrates includes >35MPa concrete, wood and wood based panels, terrazzo, glazed and quarry tiles and steel decking.

APPLICATION

Internal dry surfaces only

MIXING RATIO

Component A and B is mixed at the ratio of 1:1 by volume or weight

COVERAGE

5-10m²/L onto non porous concrete

INSTALLATION



DRYING TIMES

From 3 hours (max. 24 hours) depending on temperature, ventilation and substrate conditions

PACKAGING

6kg set


ARDEX R 2 E

2 COMPONENT
SOLVENT FREE EPOXY
PRIMER



ARDEX E 25

TENSILE ENHANCER
FOR ARDEX LEVELLING
COMPOUNDS



ARDEX R 2 SE is a two-component solvent-free epoxy resin for use with ARDEX polyurethane screeds and self-smoothing epoxy floor coatings.

Blind with ARDEX Fine Aggregate and use as a primer prior to applying thick applications of the ARDEX Industrial Floor System, or other appropriate ARDEX cement-based products. Where surfaces are very porous, more than one coat of primer may be required to achieve the desired bonding efficiency.

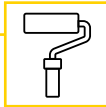
APPLICATION

Internal dry surfaces only

COVERAGE

Approx. 0.25kg/m²/coat

INSTALLATION



DRYING TIMES

Approx. 5 – 6 hours

PACKAGING

10kg set

ARDEX E 25 is a liquid admixture designed to enhance tensile strength, improve surface toughness and increase flexibility of selected ARDEX compounds.


Used particularly with ARDEX K 15 in applications including levelling over tiles or ARDEX WPM 300 moisture barrier. Also used in high traffic areas to resist indentations from heavy loads.

APPLICATION

Additive for ARDEX Ardurapid sub-floor smoothing and levelling compound

PACKAGING

5kg or 20kg



ARDEX E 26

ADMIXTURE FOR SELF SMOOTHING COMPOUND

ARDEX E 26 is a single component milky white synthetic resin dispersion, when mixed with ARDEX Floor Levelling Products improves tensile strength for high traffic applications.

It will provide higher tensile strength, greater elasticity and improves the walkability and surface hardness as a result of additional synthetic binding.

APPLICATION

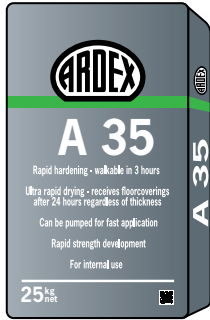
Additive for ARDEX Floor Smoothing and levelling compound

PACKAGING

18kg or 150kg



FLOOR SCREED



ARDEX A 35

RAPID SETTING AND ULTRA RAPID DRYING CEMENT FOR FLOOR SCREEDS



ARDEX A 35 incorporates ARDEX RAPIDRY FORMULA Technology which produces a floor screed that can be walked on after just 3 hours, and is dry enough to receive floorcoverings after 24 hours regardless of thickness. After 1 day, the compressive and tensile strengths of ARDEX A 35 exceed the acceptable minimum attained by a conventional screed after 28 days.

APPLICATION

Internal dry areas

SUBSTRATES

- Bonded or unbonded screeds
- Floating screeds

FLOOR COVERINGS

- Ceramic tiles
- Natural stone tile

THICKNESS

- Bonded screed: 15 – 50mm
- Unbonded screed: 50mm+
- Floating screed: 65/75mm+
(65mm for domestic locations only)

COVERAGE

- Approx. 0.37kg of ARDEX A 35 cement per m² for each mm of screed thickness using a 1:4 mix
- Approx. 0.31kg of ARDEX A 35 cement per m² for each mm of screed thickness using a 1:5 mix
- For slurry bonding allow an extra 2 x 25kg of ARDEX A 35 cement and 3 x 5kg of bonding agent ARDEX P 51 per 100m²

DRYING TIMES

- Walkable in 3 hours
- Ready for floor coverings in 24 hours

PACKAGING

25kg



ARDEX A 38

ULTRA RAPID DRYING CEMENT FOR INTERNAL & EXTERNAL SCREEDS



ARDEX A 38 is a special cement for producing a rapid setting, rapid hardening and rapid drying floor screed, allowing ceramic tiles or stone to be fixed after only 4 hours, even on unbonded and floating screeds.

After only one day the compressive strength and tensile bending strength of an ARDEX A 38 screed exceeds the acceptable minimum attained by an ordinary cement screed after 28 days and is also dry, irrespective of thickness.

ARDEX A 38 can be used to produce a bonded screed, an unbonded floor screed laid onto a membrane, or a floating floor screed laid onto a compressive quilt / insulating material.

APPLICATION

Internal and external

SUBSTRATES

- New and existing concrete
- New and existing cement / sand screed

FLOOR COVERINGS

- Ceramic tiles
- Natural stone tiles

THICKNESS

- Bonded screed: 15 – 40mm
- Unbonded screed: 50mm+
- Floating screed: 65/75mm+
(65mm for domestic locations only)

COVERAGE

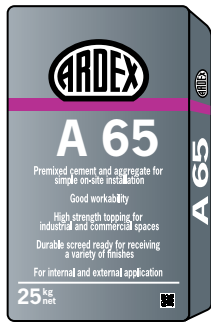
- Approx. 0.31kg ARDEX A 38 cement per m² for each mm of screed thickness using a 1:5 mix
- For slurry bonding allow an extra 2 x 25kg ARDEX A 38 cement and 3 x 5kg of bonding agent ARDEX E 100 per 100m²

DRYING TIMES

Ready for floor coverings in 4 hours

PACKAGING

25kg



ARDEX A 65

HEAVY DUTY INDUSTRIAL SCREED TOPPING

ARDEX A 65 is a high performance, single component, engineered cement incorporated with fibre floor screed topping with low dust technology. It is a heavy duty floor screed for use in commercial and industrial areas subject to high load and traffic.

ARDEX A 65 is a premix engineered floor screed that improves on-site efficiencies. It provides superior workability and ensure good consistent quality and mix.

APPLICATION

Internal and external

SUBSTRATES

- New and existing concrete
- New and existing cement / sand screed

USES

ARDEX A 65 is suitable for casting onto new or old concrete substrates and pre-cast elements subjected to high load and traffic, such as airports, shopping centres, hospitals, warehouses, data centres, etc.

THICKNESS

- Bonded screed: 10 – 50mm

COVERAGE

- Approx. 2kg/mm/m²

DRYING TIMES

- Ready for foot traffic after 24 hours

PACKAGING

25kg

A close-up photograph of a blue fabric surface covered with numerous water droplets of varying sizes. The droplets are in sharp focus in the foreground, showing their spherical shape and the way they reflect light. The background is slightly blurred, emphasizing the texture of the fabric and the individual droplets. The overall color palette is a range of blues, from light to dark.

**MOISTURE
CONTROL,
WATERPROOF
MEMBRANES AND
SEALER**

ARDEX WPM 256 HYDREPOXY BONDING BRIDGE



ARDEX WPM 256 is a two component water-based, epoxy polyamide, unpigmented bonding bridge for new and old concrete. An admixture for cement based materials and a structural penetrating sealer.

APPLICATION

As a new to old concrete bonding bridge. Add mixture to cement to produce variable strength of repair mortars.

As a concrete curing membrane to contain the water. Aid to curing of and sealing of concrete.

SUBSTRATES

Brick, masonry, concrete block, concrete, compressed fibreboard, stone and timber

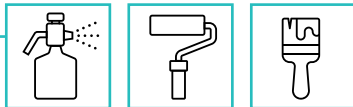
MIXING RATIO

Component A and B is mixed at the ratio of 1:1 by volume for bonding bridge and 1:1:1 (A:B:water) for priming

COVERAGE

- Bonding agent / penetrating primer: 7m²/L
- Curing membrane: 3m²/L

INSTALLATION



PACKAGING

4L, 20L/set

ARDEX WPM 300 SUBSTRATE MOISTURE BARRIER AND GREEN SLAB PRIMER



GREEN SLAB PRIMER



ARDEX WPM 300 is an epoxy moisture barrier that will suppress excessive moisture vapour in new, or existing concrete slabs.

Not only does ARDEX WPM 300 safeguard your finished floor against moisture, you can save money and time by fast tracking projects - no more expensive moisture tests or waiting for slabs to dry.

Having great coverage and fast spread rate, ARDEX WPM 300 is cost effective despite being non-flammable with minimal odour. Therefore, it is safe to use in internal applications.

Also can be used as a green slab primer in conjunction with ARDEX P 82 or where broadcast with sand when wet.

APPLICATION

Internal and external substrates

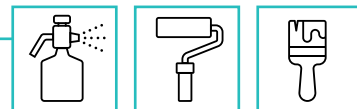
MIXING RATIO

Component A and B is mixed at the ratio of 1:1 by volume or weight

COVERAGE

20L mixed will cover 30m² in 2 complete coats, e.g. 1.5m²/L

INSTALLATION



DRYING TIMES

Full cure in 7 days, sufficiently cured in 12 – 24 hours

PACKAGING

20L set

ARDEX DPM

SURFACE DAMP PROOF MEMBRANE - RESIDUAL MOISTURE SUPPRESSANT



ARDEX DPM is solvent free, low viscosity, two component epoxy resin. After hardening, the ARDEX DPM produces a membrane with high inherent strength and excellent bond strength to appropriate substrates including very damp concrete and screeds.

APPLICATION

Internal substrates

SUBSTRATES

Concrete or floor screed (must be hard, sound and free from dust)

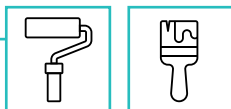
THICKNESS

Approximately 200 microns

COVERAGE

Approximately 4m²/kg
e.g. one 6kg unit will cover, approximately 24m² per coat at 200 microns

INSTALLATION



DRYING TIMES

Ready for over coating after 8 hours

PACKAGING

6kg set

ARDEX R 213 E

3 COMPONENT SELF-SMOOTHING EPOXY CEMENT MORTAR FLOOR SCREED



ARDEX R 213 E is a 3-component epoxy modified cementitious self-levelling floor coating, temporary moisture barrier and underlayment. As a corrective screed/underlayment for cementitious or mineral based substrate, it is recommended as a temporary moisture barrier applied to a minimum of 2 to 4mm for epoxy and polyurethane or others floor topping.

APPLICATION

Internal substrates

SUBSTRATES

Concrete or floor screed (must be hard, sound and free from dust) The compressive strength should be a minimum of 25N/mm² and pull out strength of minimum 1.5N/mm².

THICKNESS

2mm – 4mm

COVERAGE

Approximately 2kg/mm/m²

PACKAGING

24kg set



ARDEX WPM 163 SHELTERCOAT PENETRATIVE SEALER

ARDEX WPM 163 is a clear water based penetrative sealer for internal and outdoor concrete surfaces.

Being low in odour, ARDEX WPM 163 is particularly suitable for incontinence barriers in health care institutions.

APPLICATION

Internal and external

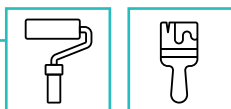
SUBSTRATES

- Concrete, cement renders, sandstone, clay and concrete masonry
- ARDEX cementitious compounds including A 45, K 80, K 15 and Feather Finish

COVERAGE

15m²/L/coat - Number of overcoats relative to substrate porosity and application

INSTALLATION



DRYING & CURING

- 1st coat 30 – 60 minutes
- Recoat after 60 minutes
- Accept light traffic after 24 hours and fully cures in 7 days

PACKAGING

20L



ARDEX R 65 P WATER-BASED POLYURETHANE SEALER FOR ARDEX TOPPING



ARDEX R 65 P is a two-part urethane protective wear layer for interior use on ARDEX toppings. ARDEX R 65 P dries quickly to allow the installation of subsequent coats (3 coats recommended) within 4 hours of each other. It provides a matte finish and stain resistant.

APPLICATION

Internal substrates

SUBSTRATES

- Concrete, cement renders, sandstone, clay and concrete masonry
- ARDEX cementitious topping

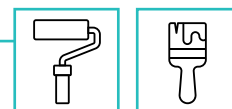
MIXING RATIO

Component A and B is mixed at the ratio of 10:1 by volume

COVERAGE

Approx. 25 – 35m²/set

INSTALLATION



DRYING TIMES


- To recoat: Approx. 4 – 24 hours Light foot traffic
- Approx. 24 hours after final coat is applied
- Full cure (full traffic): 7 days

PACKAGING

6.6L set

ARDEX R 160 P

POLYURETHANE COATING



ARDEX R 160 P is a coloured/clear; gloss, matt, satin ready to use solvent base two component coating based on high-quality polyester branched polyurethane resin.

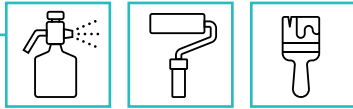
SUBSTRATES

- Concrete, cement renders, sandstone, clay and concrete masonry
- ARDEX cementitious topping
- ARDEX resinous flooring

COVERAGE

Approx. 0.13kg/m²

INSTALLATION



DRYING TIMES


- To recoat: Approx. 5 – 6 hours light foot traffic
- Approx. 24 hours after final coat is applied
- Full cure (full traffic): 7days

PACKAGING

6.75kg

ARDEX 330

CONCRETE SEALER



ARDEX 330 Concrete Sealer is a water-based modified acrylic epoxy formula offering superior adhesion to concrete and cementitious flooring. It contains low VOCs and has very little odor during application. It offers excellent toughness and wear resistance properties. It is suitable for use as a clear topcoat over concrete and cementitious topping.

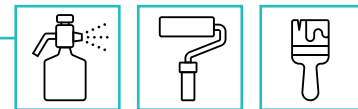
SUBSTRATES

- Concrete floor
- ARDEX cementitious topping

COVERAGE

Approx. 8 – 10m²/L/coat

INSTALLATION



DRYING TIMES

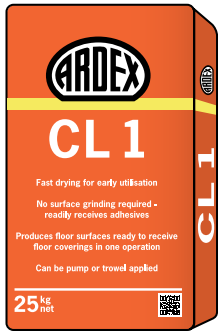
- To recoat: Approx. 2 – 4 hours light foot traffic
- Approx. 24 hours after final coat is applied

PACKAGING


20L



COMMERCIAL FLOORING



ARDEX CL 1 FLOOR LEVELLING COMPOUND



ARDEX CL 11 COMMERCIAL SMOOTHING AND LEVELLING COMPOUND



ARDEX CL 1 has been especially designed to produce a smooth, flat surface when applied to hard, rigid sub-floors such as sand/cement screeds, concrete etc.

ARDEX CL 1 contains high quality synthetic resins, special cements and selected fillers so that, when mixed with water, a fluid easily trowelled mortar with free-flowing properties is produced.

APPLICATION

Internal dry areas

SUBSTRATES

- New, existing or rough screeded concrete
- Existing quarry tile
- Damp or moisture vulnerable concrete when used in conjunction with an ARDEX moisture control system

FLOOR COVERINGS

- Linoleum, vinyl, carpet
- Ceramic and quarry tiles
- Timber floor (Contact ARDEX Technical Services)

THICKNESS

It can be laid at depths from 3 – 8mm.

COVERAGE

- Approx. 5m² at 3mm thickness per 25kg bag
- Approx. 1.65kg powder/m²/mm

DRYING TIMES

- Walkable after approximately 3 hours
- Ready for floor coverings after 24 – 72 hours

PACKAGING

25kg

ARDEX CL 11 has been especially designed to produce a smooth, flat surface when applied to hard, rigid sub-floors such as sand/cement screeds, concrete etc.

ARDEX CL 11 contains high quality synthetic resins, special cements and selected fillers so that, when mixed with water, a fluid easily trowelled mortar with free-flowing properties is produced.

APPLICATION

Internal in above or below grade applications

SUBSTRATES

- New, existing or rough screeded concrete
- Existing quarry tile and ceramic tile
- Damp or moisture vulnerable concrete when used in conjunction with an ARDEX moisture control system

MIXING RATIO

25kg bag should be mixed with 6 litres of cool, clean water

FLOOR COVERINGS

- Linoleum, vinyl, carpet
- Ceramic and quarry tiles
- Timber floor (Contact ARDEX Technical Services)

THICKNESS

Approximately 3mm, maximum up to 10mm in one application or 20mm in two applications or mixed with sand.

COVERAGE


- Approx. 5.55m² at 3mm thickness per 25kg bag
- Approx. 1.5kg powder/m²/mm

DRYING TIMES

- Walkable after approximately 3 hours
- Ready for floor coverings in 24 – 48 hours if the thickness is <5 – 10mm

PACKAGING

25kg



ARDEX CL 312 UNIVERSAL FLOOR LEVELLING COMPOUND



ARDEX K 310 SELF-LEVELLING SMOOTHING COMPOUND AS UNDERLAYMENT



ARDEX CL 312 is a one-part, fast setting, self-smoothing compound with built-in synthetic latex polymer. Suitable for preparing interior floors prior to laying sheet and tile soft floor coverings, natural stone and ceramic tiles. It can be used on a wide range of absorbent and non-absorbent floor surfaces.

APPLICATION

Internal

SUBSTRATES

- New and existing concrete
- New and existing cement / sand screed

MIXING RATIO

25kg bag should be mixed with 6 litres of cool, clean water

FLOOR COVERINGS

- Quarry and ceramic tiles
- Natural stone
- Parquet
- Rubber, vinyl, carpet

THICKNESS

Approx. 3mm – 9mm in one application 10 – 20mm using with 2 – 5mm aggregates.

COVERAGE

Approx. 5m² at 3mm thickness per 25kg bag

DRYING TIMES

- Walkable after approximately 3 hours
- Ready for floor covering in 24 – 38 hours if thickness <6 mm

PACKAGING

25kg

ARDEX K 310 is a single component, fast setting, self-leveling and smoothing compound with built-in synthetic latex polymer. Suitable for preparing interior floors prior to laying parquet, vinyl sheet and tile, soft floor coverings, natural stone, ceramic tiles etc. It can be used on a wide range of absorbent and non-absorbent substrates including concrete, cement, sand screeds and ceramic.

APPLICATION

Internal

SUBSTRATES

- New and existing concrete
- New and existing cement / sand screed

MIXING RATIO

25kg bag should be mixed with 5.5 – 6 litres of cool, clean water

FLOOR COVERINGS

- Quarry and ceramic tiles
- Natural stone
- Parquet
- Rubber, vinyl, carpet

THICKNESS

It can be laid at depths from 3mm up to 8mm and from 9 – 10mm with the addition of 3mm quartz sand.

For thickness exceeding 20mm up to 35mm, up to an equal volume of 3 – 8mm aggregate may be used.

COVERAGE

Depending on the roughness and surface profile of the floor, the application thickness is 3mm and the coverage will be approx. 5m² per 25kg per bag.

DRYING TIMES

- Light foot traffic allowed after 3 – 4 hours
- Ready for floor coverings after 48 hours for thickness at 3mm

PACKAGING

25kg



ARDEX K 200

SELF-LEVELLING UNDERLAYMENT FOR OFFSHORE AND MARINE USE

ARDEX K 200 is a cement-based, pumpable, fiber-reinforced self-levelling underlayment for offshore and marine use with high surface strength, walkable after 3 – 4 hours.

APPLICATION

Internal

SUBSTRATES

- New, existing or rough screeded concrete
- Existing quarry and ceramic tile
- Steel decking (Contact ARDEX Technical Services)

MIXING RATIO

25kg bag should be mixed with 4.5 – 4.75L of cool, clean water

FLOOR COVERINGS

- Quarry and ceramic tiles
- Natural stone
- Parquet
- Rubber, vinyl, carpet

THICKNESS

ARDEX K200 can be applied from 4 – 15mm in one application.

COVERAGE

Approx. 4.75m² at 3mm thickness per 25kg bag

DRYING TIMES

- Walkable after approximately 3 – 4 hours
- Ready for floor covering in 1 – 3 days

PACKAGING

25kg



ARDEX K 11

LEVELLING AND SMOOTHING COMPOUND

ARDEX K 11 has been especially designed to produce a smooth, flat surface when applied to hard, rigid sub-floors such as sand/cement screeds, concrete, etc. ARDEX K 11 contains high quality synthetic resins, special cements and selected fillers so that, when mixed with water, a fluid easily trowelled mortar with free-flowing properties is produced. For smoothing applications ARDEX K 11 can be applied at 1.5mm.

APPLICATION

- Internal
- Above grade applications

SUBSTRATES

- New and existing concrete
- New and existing cement / sand screed

MIXING RATIO

25kg bag should be mixed with 6 litres of cool, clean water

FLOOR COVERINGS

- Carpet
- Ceramic and quarry tiles
- Timber
- Vinyl

THICKNESS

- 3 to 10mm
- 10 to 20mm using aggregate 2 – 5mm

COVERAGE


- Approx. 5m² at 3mm thickness per 25kg bag
- Approx. 1.5kg powder/m²/mm

DRYING TIMES

- Walkable after approximately 3 hours
- Ready for floor coverings overnight (12 – 16 hours)

PACKAGING

25kg



ARDEX K 15

RAPID DRYING SELF LEVELLING SMOOTHING COMPOUND



ARDEX K 15 is extremely versatile and is suitable for a wide range of substrates. ARDEX K 15 is able to receive virtually any floor covering in 16 – 18 hours.

APPLICATION

Internal dry areas

SUBSTRATES

- New, existing or rough screeded concrete
- Rain damaged concrete which has been mechanically prepared
- Existing quarry and ceramic tile
- Steel decking (Contact ARDEX Technical Services)
- Timber floors (Contact ARDEX Technical Services)
- Damp or moisture vulnerable concrete when used in conjunction with an ARDEX moisture control system

MIXING RATIO

25kg bag should be mixed with 6 litres of cool, clean water

FLOOR COVERINGS

- Linoleum, vinyl, carpet
- Ceramic and quarry tiles
- Timber – parquetry and floating

THICKNESS

- 3 – 10mm
- For 10 – 35mm thickness, add aggregate

COVERAGE

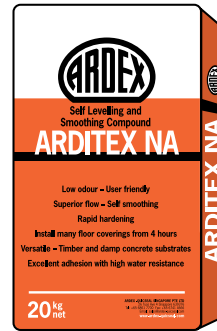
Approx. 5m² at 3mm thickness per 25kg bag

DRYING TIMES

- Walkable in 2 hours
- Ready for floor coverings in 16 – 18 hours

PACKAGING

25kg



ARDITEX NA

UNIVERSAL SELF LEVELLING SMOOTHING COMPOUND

ARDITEX NA is formulated with excellent adhesion designed to work perfectly UNDER a damp proof membrane.

Also used to pre-level existing timber floors prior to the installation of timber sheeting for a stable base for new floor coverings.

APPLICATION

- Internal and external
- Under damp proof membranes

SUBSTRATES

- New and existing concrete
- Damp or moisture vulnerable concrete
- Ceramic and quarry tiled floors
- Steel decks
- Timber floors (contact ARDEX Technical Services)

MIXING RATIO

20kg bag should be mixed with 4.8L of ArditeX NA latex

FLOOR COVERINGS

- Linoleum, vinyl, carpet
- Ceramic and quarry tiles
- Floating timber

THICKNESS

- Feather edge to 12mm
- Bulk fill 12 – 30mm with 2 – 5mm aggregate

COVERAGE

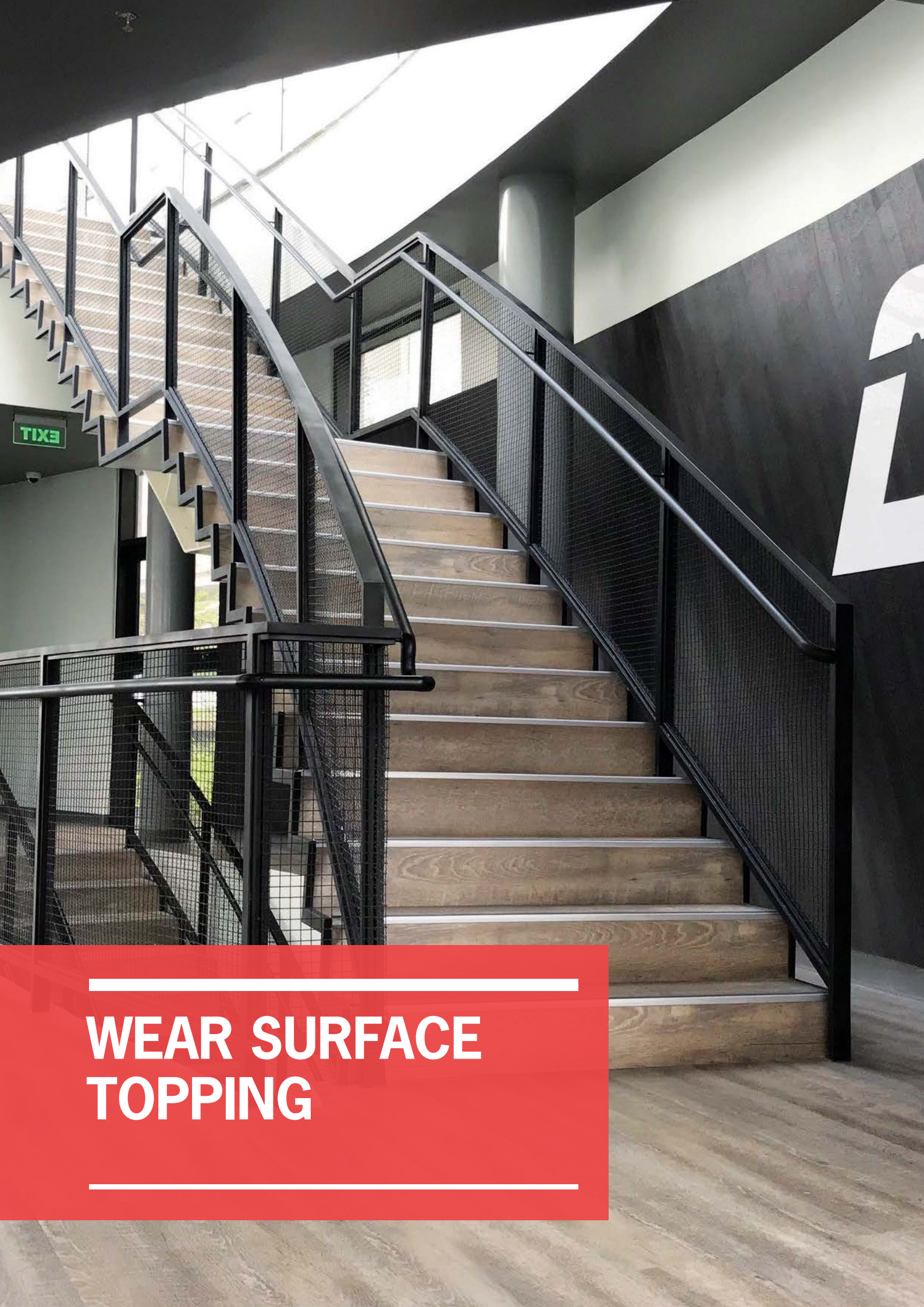
- Approx. 5m² at 3mm thickness

DRYING TIMES

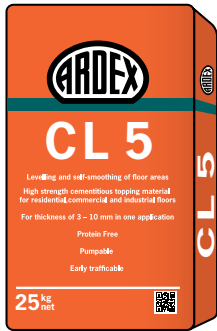
- Walkable after 4 hours
- Ready for most floor coverings in 24 hours, >12mm thickness

PACKAGING

24.8kg set



WEAR SURFACE TOPPING



ARDEX CL 5 COMMERCIAL SELF- SMOOTHING TOPPING



ARDEX CL 5 is a special formulated polymerized self-levelling topping for commercial floor areas.

ARDEX CL 5 provides a smooth, flat and level surface that can be installed from 3mm up to maximum thickness of 10 mm in a single application, it is applied at 3 – 5 mm normally.

APPLICATION

Overlay, internal

SUBSTRATES

- New and existing concrete
- Cement render, masonry surface, autoclaved light-weight compound or light-weight board

MIXING RATIO

25kg bag should be mixed with 4.75 – 5.25 litres of cool, clean water

FLOOR COVERINGS

- Quarry and ceramic tiles
- Natural stone
- Parquet
- Rubber, vinyl, carpet

THICKNESS

- 3mm to 10mm in one application
- For areas requiring over 50 to 100mm thickness, mix with 2 – 5mm aggregate

COVERAGE

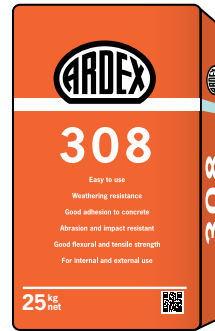
- Approx. 5.5m² at 3.3mm thickness depending on the flatness of the substrates
- Approx. 1.5kg powder/m²/mm

DRYING TIMES

- Setting time in 1 hour
- Ready for coatings in 24 – 48 hours
- Trafficable in 4 – 6 hours
- Walkable in 2 – 3 hours

PACKAGING

25kg



ARDEX 308 ACRYLIC POLYMER CEMENTITIOUS COATING



ARDEX 308 is a two component that mixed with dry components for all types of resurfacing, patching and repairing of concrete surface. Part A comprise of a polymer emulsion developed from the latest latex technology. Part B comprise of special cement for specially graded fillers and additives.

APPLICATION

Internal and external

SUBSTRATES

- New and existing concrete
- New and existing cement / sand screed

MIXING RATIO

5kg liquid should be mixed with 25kg powder using a low speed mechanical mixer until a homogeneous and lump free mix is obtained.

FLOOR COVERINGS

- Linoleum, vinyl, carpet
- Ceramic and quarry tiles
- Timber – parquetry and floating

THICKNESS

4 – 6 hours for foot traffic @30°C

COVERAGE

The estimated coverage is 5m² at 3mm thickness.

ACTUAL COVERAGE

Depends on the method of application, the temperature and porosity of the surface.

DRYING TIMES

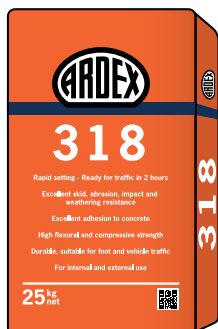
Approx. 30 minutes after installing a skim coat application

PACKAGING

25kg powder, 5kg liquid

ARDEX 318

RAPID HARDENING AND HIGH WEAR-RESISTANCE POLYMER MODIFIED CEMENTITIOUS COATING (HEAVY-DUTY)



ARDEX 318 is a two component polymer modified cement slurry coating with rapid hardening and high compressive strength. It has excellent skid, abrasion and impact resistance. Suitable for foot and vehicular traffic.

APPLICATION

External and internal

SUBSTRATES

- New and existing concrete
- New and existing cement / sand screed

MIXING RATIO

5kg (liquid) should be mixed with 25kg powder using a low speed mechanical mixer until a homogeneous and lump free mix is obtained.

FLOOR COVERINGS

- Quarry and ceramic tiles
- Natural stone
- Parquet
- Rubber, vinyl, carpet

THICKNESS

It can be laid at minimum depths of 3mm and maximum of 6mm in one application.

COVERAGE

The estimated coverage is 5m² at 3mm thickness per 30kg set. Actual coverage depends on the method of application, the texture and porosity of the surface.

DRYING TIMES


Light foot traffic allowed after 2 hours@ 30% RH

PACKAGING

25kg powder and 5kg liquid



**ARDURAPID
SKIMMING
COMPOUND &
REPAIR MORTAR**



ARDEX A 46 MULTI-PURPOSE REPAIR MORTAR

ARDEX A 46 is a rapid setting and hardening, slump free mortar which is ideal for external or internal repairs. The mortar sets and hardens rapidly to give a repair of exceptional strength and hardness.

APPLICATION

- Internal application
- External application
- Above or below grade application

SUBSTRATES

- New and existing concrete, moist or dry

MIXING RATIO

- A litre of mortar will cover 0.5m² at a thickness of 2mm
- 11kg bag should be mixed with 2.7 – 3 litres of water
- 25kg bag should be mixed with 6 – 7 litres of water

COATINGS

- Polyurethane coatings
- Epoxy coatings
- Membrane coatings
- Ceramic and quarry tiles

THICKNESS

2 – 30mm in one application

COVERAGE

6m² at 3mm

DRYING TIMES

- Walkable in 2 – 3 hours
- Ready for tile or floor coverings from 24 hours
- Coatings from 48 hours

PACKAGING

4 x 3kg per box



ARDEX FEATHER FINISH RAPID DRY SKIM SMOOTHING COMPOUND

ARDEX Feather Finish™ is formulated to efficiently smooth surfaces by filling imperfections without the need to use additional material to build a skim coat over the entire surface ensuring three times the coverage of sanded skimming products.

Needing no priming and with Ardurapid fast dry technology, ARDEX Feather Finish™ is ready to receive floor coverings in as little as 15 minutes.

APPLICATION

Internal above grade application

SUBSTRATES

- New and existing concrete
- Terrazzo, quarry and ceramic tiles
- Timber floors
- Existing vinyl floors

MIXING RATIO

- 10kg bag should be mixed with 5 litres of cool, clean water
- 11kg bag should be mixed with 5.5 litres of cool, clean water

FLOOR COVERINGS

- Linoleum, vinyl, carpet
- Ceramic and quarry tiles
- Floating timber

THICKNESS

Feather edge to 3mm

COVERAGE


Up to 50m² when a skim coat is applied

DRYING TIMES

Ready for floor coverings from 15 minutes

PACKAGING

10kg, 11kg



ARDEX SKM SKIMCOAT PATCH AND FINISHING UNDERLAYMENT

ARDEX SKM is Skim Finish - Skim Coat Patch & Finishing Underlayment is a trowelable patch and skim coat. ARDEX SKM provides a permanent, smooth, durable finish prior to the installation of floor coverings. It hardens quickly, is very easy to apply and dries fast without shrinkage.

APPLICATION

Internal above ground application

SUBSTRATES

- Interior concrete
- Wood
- Ceramic or quarry tiles
- Cutback and other non-water soluble adhesive residues

MIXING RATIO

10kg bag should be mixed with 3 litres of cool, clean water

FLOOR COVERINGS

Linoleum, vinyl, carpet ceramic and quarry tiles floating timber

THICKNESS

Feather edge to 12mm

COVERAGE

Approx. 30m² – 40m² when a skim coat is applied

DRYING TIMES

Approx. 30 minutes after installing a skim coat application

PACKAGING

10kg

THE DOCTOR'S HOUSE



**FLOOR COVERING
ADHESIVES**

INTRODUCTION TO ARDEX FLOOR COVERING ADHESIVES

ARDEX is known and trusted worldwide in providing unique products and services that take time and risk out of the flooring installation process. ARDEX adhesives are designed to meet installer preferences with higher performance to lower the total cost of installation while providing long term reliability for the owner of the floor.

ARDEX adhesives are manufactured worldwide using best practice and advanced technology from ARDEX research and development research scientists' from North America, Europe, Asia, Australia and New Zealand.

Solvent free and low VOC.

ARDEX adhesives for internal floor coverings including carpet, vinyl sheet, vinyl plank, vinyl tile and linoleum have been formulated without hazardous organic solvents and have been independently tested to Green Building Councils for VOC content.

Recommendations for best substrate preparation practice

Surface preparation

All substrates must comply with relevant standards. In particular, it must be level, permanently dry or protected from moisture, firm, load-bearing, free from curing compounds, cracks and also have a high tensile and compressive strength.

Priming

Substrate porosity varies widely which will significantly alter adhesive performance including set-up, working time and coverage. Priming substrates reduces the effect of substrates variation on adhesive performance ensuring greater reliability of installation.

Trowels

Always use nominated trowels and replace them frequently. Never use worn-out trowels. Where floor covering manufacturer trowel sizes vary from that specified by ARDEX, contact ARDEX for further advice.

Rolling

Always use the manufacturers' nominated roller to ensure the floor covering is pressed on to the substrate enabling successful adhesive transference and contact for long- term performance.

Test Area

Where new or unusual conditions are encountered, a test area should be installed to verify adequate and successful installation practice.

Substrate Moisture Content

When substrate exceeds a 5.5% moisture content, 70% RH or is vulnerable to moisture, such as basements, subgrade and older buildings, an ARDEX moisture barrier system should be installed.

Temperature

Condition adhesive and floor coverings to working area temperature 24 hours prior to and 48 hours after installation. Installation temperature of working area, floor covering, adhesive and substrate to be a minimum of 10°C and a maximum of 30°C.

If in doubt, ask

ARDEX provides nationwide training, project specification and job site support for ARDEX customers to eliminate installation risk and provide customers with the lowest total cost of installation. For technical enquiries, contact ARDEX on +65 6861 7700 or your sales professional.

IMPORTANT NOTE

Variations in site conditions including porosity, air movement and temperature, humidity, substrate temperature and moisture, priming, substrate smoothness will alter coverage, set up time and working time.

ARCHITECTURAL SPECIFICATION GUIDELINE

Flooring preparation for vinyl coverings


This specification guideline covers the preparatory levelling of internal concrete floor in preparation for the installation of vinyl floor coverings. The guideline assists building professionals in more accurately specifying self-levelling compounds. It is recommended that levelling compounds are installed by experienced layers. All products shall be used and applied in strict accordance with the manufacturers' recommendations.

- The flooring contractor shall inspect the floor and provide a written report to the purchaser in accordance with AS1884 standard for floor coverings.
- The contractor shall discuss his findings with the purchaser and make written recommendations on altering the specification consistent with the findings.
- All surfaces shall be mechanically prepared to remove contamination, curing compounds, additives and to open the pores of the substrate ensuring a porous surface is achieved.
- All surfaces shall be cleaned and free from all traces of dirt, dust and loose particles.
- The contractor shall test the floor for the presence of excess moisture.
- Where excess moisture exists, the contractor shall install a moisture barrier.
- The contractor shall inspect the floor for cracking.
- Where cracks are identified as structural, the contractor shall discuss and obtain an instruction for remedial work from the main contractor.
- Where cracks are dormant and non-structural, chase cracks and backfill with ARDEX A 46 repair mortar.
- Add ARDEX E 25 admixture when applying ARDEX K 15 over ARDEX WPM 300 moisture barrier. It has to be primed with ARDEX P 82.
- Prime porous surfaces with ARDEX P 51 primer.
- Prime non-porous surfaces with ARDEX P 82 primer.
- The contractor shall test for 'Planeness' and 'Smoothness' in accordance with BS8402 standard.
- Planeness shall not be less than 3mm under a 3m straight edge.
- The contractor for floors that does not meet the standard of planeness, shall apply a flood coat of 3mm or greater of ARDEX K 15 rapid drying self-levelling smoothing compound. Where the floor is 'Plane' but not 'Smooth', the contractor shall apply ARDEX Feather Finish rapid drying smoothing compound.

NOTE

It is the responsibility of the contractor to check AS1884 for amendments.

ARDEX AF 145 PRESSURE SENSITIVE VINYL ADHESIVE



ARDEX AF 145 is a water-based, solvent free, low odour, pressure sensitive and wet bond acrylic emulsion-based floorcovering adhesive. With a reduced airing, and long open time, ARDEX AF 145 offers excellent application properties and produces a high bond strength with permanent high tack. It is protected from biodegradation and has excellent resistance to plasticiser migration. It can be used on floor and wall applications.

APPLICATION

- Releasable or permanent
- Internal application

SUBSTRATES

- The substrate must satisfy the requirements of DIN 18365
- Subfloors must be level, permanently dry, solid and free from cracks, dirt and adhesion inhibiting substances

FLOOR COVERINGS

- Cushioned vinyl flooring
- LVT Flooring
- Homogeneous and heterogeneous PVC flooring in sheets or tiles
- CV Flooring
- Carpet tiles
- Rubber flooring up to 4mm on absorbent subfloor

COVERAGE

Approx. 250 – 450g/m²

SET UP TIME

Approximately 5 – 20 minutes on absorbent subfloor
Approximately 30 – 40 minutes on non- absorbent subfloor

WORKING TIME

Approximately 30 – 80 mins

PACKAGING

12kg

ARDEX AF 148 ALL PURPOSE FLOORING ADHESIVE



ARDEX AF 148 is a single component, dispersion based adhesive for laying LVT, PVC and VCT floorings in sheets, tiles, planks and carpet tiles on internal levelled subfloors.

APPLICATION

- Releasable or permanent
- Internal application

SUBSTRATES

- The substrate must satisfy the requirements of DIN 18365
- Subfloors must be level, permanently dry, solid and free from cracks, dirt and adhesion inhibiting substances

FLOOR COVERINGS

- LVT Flooring
- Homogeneous and heterogeneous PVC flooring in sheets or tiles
- CV Flooring
- Carpet tiles
- Loose laid modular floors

COVERAGE

Approx. 130 – 160g/m² when using AI notched trowel

SET UP TIME

Approximately 5 – 15 minutes

WORKING TIME

Approximately 120 minutes

PACKAGING

15L

ARDEX AF 172 SE

ACRYLIC SHEET VINYL ADHESIVE



ARDEX AF 172 SE is an indoor water based acrylic adhesive which contains no hazardous solvents.

APPLICATION

Permanent internal application

SUBSTRATES

- All substrate must comply with AS 1884 and AS 2455 underlayment
- Hardboard underlayment board approved to AS 2458
- Cementitious underlayment and dry concrete with less than 5.5% moisture content or 70% RH

FLOOR COVERINGS

- Sheet vinyl
- Solid vinyl tiles
- Vinyl planks

COVERAGE

Using a 1.6 x 1.6 x 1.6mm V-notch trowel: approx. 5m² per litre

SET UP TIME

Approximately 15 to 25 minutes

WORKING TIME


Approximately 60 minutes

PACKAGING

15L

ARDEX AF 178

UNIVERSAL SHEET VINYL ADHESIVE



ARDEX AF 178 is an internal water based acrylic copolymer blend adhesive designed for applicators who install sheet floor coverings in vinyl commercial and retail premises. It has excellent workability, long working time and effective plasticizer migration resistance.

APPLICATION

Permanent internal application

SUBSTRATES

- All substrate must comply with AS 1884 and AS 2455
- Hardboard underlayment board approved to AS 2458
- Cementitious underlayment and dry concrete with less than 5.5% moisture content or 70% RH

FLOOR COVERINGS

- Vinyl plank
- Vinyl tiles
- Vinyl wall sheet

COVERAGE

Using a 1.6 x 1.6 x 1.6mm V-notch trowel: approx. 5m² per litre

SET UP TIME

Approximately 15 to 25 minutes


WORKING TIME

Approximately 60 minutes

PACKAGING

15L

ARDEX AF 190 PREMIUM MULTIPURPOSE FLOORING ADHESIVE



ARDEX AF 270 LINOLEUM AND CARPET ADHESIVE

ARDEX AF 190 is a waterbased, solvent free, high quality, dispersion adhesive based on synthetic resin/rubber emulsion with mineral fillers, ARDEX AF 190 has excellent wet grab and rapid strength development.

APPLICATION

Permanent internal application

SUBSTRATES

Concrete, sand / cement screeds, latex and water based levelling and smoothing compounds

FLOOR COVERINGS

Textile floorings (Fibre bonded carpets, needle punch, latex and rubber foam backed, hessian, felt and resin backed carpets)

COVERAGE

- For sub floor, the coverage of 80 – 100m² will be achieved
- Use a 2 x 6mm notched trowel for general textile floorings and a 1.5 x 5mm trowel for PVC floorings

SET UP TIME

Up to 35 minutes

WORKING TIME

Approximately 10 to 35 minutes

PACKAGING

15L

Solvent-free dispersion-based linoleum and carpet adhesive for absorbent subfloors indoors.

APPLICATION

Permanent internal application

SUBSTRATES

- The substrate must satisfy the requirements of DIN 18365
- Subfloors must be level, permanently dry, solid and free from cracks, dirt and adhesion inhibiting substances

FLOOR COVERINGS

- Linoleum floorings
- Corkment coverings
- Tufting floorings with matted backing
- Synthetic second backing or jute backing
- Woven floorings
- Needle fleece floorings

COVERAGE

- Linoleum floorings, corkment, tufting and woven floorings: with B1 notched trowel approx. 325 – 375g/m²
- Needle fleece floorings, tufting and woven floorings with coarse textured backing: with B2 notched trowel approx. 400 – 450g/m²

SET UP TIME

Approximately 0 – 10 minutes

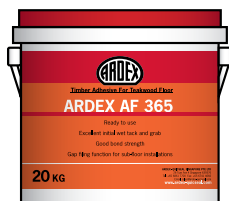
WORKING TIME

Approximately 15 minutes

PACKAGING

14kg

ARDEX AF 365 TIMBER ADHESIVE FOR TEAKWOOD FLOOR



ARDEX AF 365 is a single component, PVA polymer based emulsion adhesive for bonding plywood sub-floor, teak wood strip. It adheres to most types of wood, parquet or sheet timber flooring systems (with mechanical fixing).

APPLICATION

Permanent internal application

SUBSTRATES

Plywood and timber

FLOOR COVERINGS

- Teakwood parquet
- Teakwood plank

COVERAGE

The estimated coverage is 25 – 30m² per 20kg, depending on the roughness and surface of the floor

DRYING TIMES

Allow the finished assembly to dry and cure and harden fully for at least 7 – 10 days before sanding and application of lacquer.

PACKAGING

20kg carton

ARDEX AF 460 MS ELASTIC SMP WOOD ADHESIVE



Solvent-free silane modified and elastic polymer adhesive for interior use on floors. It hardens by reaction with humidity. One-component and ready for use.

APPLICATION

Permanent internal application

SUBSTRATES

- The subfloor and the climatic conditions of the room must meet the requirements of DIN 18356
- Subfloors must be permanently dry, solid, level and free from cracks, dirt and adhesion-inhibiting substances

FLOOR COVERINGS

- On-edge lamella parquet
- Oakstrips
- Multi-layer parquet
- ARDEX Sound insulation and decoupling mats on all suitable absorbent and non-absorbent substrates

COVERAGE

- For O-edge lamella: Approx. 800 – 1000g/m²
- Sound insulation and Decoupling Mats: Approx. 800 – 1500g/m²
- Solid wood lam parquet, strip parquet, multi-layer parquet: Approx. 900 – 1000g/m²
- Large format and multilayer parquet: Approx. 900 – 1000g/m²

SET UP TIME

None

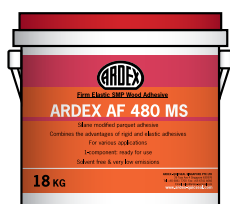
WORKING TIME

Approximately 40 minutes

PACKAGING

18kg

ARDEX AF 480 MS FIRM-ELASTIC SMP WOOD ADHESIVE



Solvent-free silane modified and elastic polymer adhesive for interior use on floors. With high shear strength. Hardens with reaction to humidity.

APPLICATION

Permanent internal application

SUBSTRATES

- All surfaces must meet the NWFA Guidelines
- They must be permanently dry, smooth and level

FLOOR COVERINGS

- On-edge lamella parquet
- Wide lamella
- Wood block
- Strip parquet
- Multi-layer parquet
- Solid wood planks, solid wood lamella parquet
- Mosaic parquet
- Planar cork
- ARDEX Sound insulation and decoupling mats on all suitable absorbent and non-absorbent substrates

COVERAGE

- Cork flooring: Approx. 400 – 450g/m²
- O-edge lamella, mosaic parquet: Approx. 800 – 1000g/m²
- Sound insulation and Decoupling Mats: Approx. 800 – 1500g/m²
- Solid wood lam parquet, strip parquet, multi-layer parquet, wood block: Approx. 900 – 1000g/m²
- Large format solid wood plank sand multilayer parquet: Approx. 1000 – 1500g/m²

SET UP TIME

None

WORKING TIME

Approximately 40 minutes

PACKAGING

18kg

ARDEX AF 495 TWO COMPONENT POLYURETHANE ADHESIVE



ARDEX AF 495 is a two part polyurethane adhesive for fixing PVC, Polyolefins, linoleum, rubber and hardwood floor coverings. It is water-resistant when fully cured and is virtually emission free enabling thin PVC floor coverings to be installed without bubbling.

APPLICATION

- Wet areas
- External and internal use

SUBSTRATES

On or over smoothing underlayments, sand and cement screeds, calcium sulfate screeds and concrete

FLOOR COVERINGS

PVC, rubber and hardwood

TROWEL NOTCH SIZE/COVERAGE NOTCH SIZE (MM) M²/6KG UNIT

- For PVC, Polyolefins (planks and tile), rubber coverings and quartz vinyl tiles: A2 (1.5 x 3mm) approx. 17 – 20m²
- For linoleum and other coverings with little structure on backing: B1 (2 x 5mm) approx. 16 – 18m²
- For coverings with a heavily structured backing: B2 (2.6 x 5mm) approx. 10 – 12m²
- For wood mosaic, T&G strip parquet and small format multi-layer parquet: B3 (3.2 x 7mm) approx. 7 – 8m²
- For 10mm solid, block parquet and parquet fillets: B10 (5.7 x 15mm) approx. 6 – 7m²
- For large-format multi-layer parquet, solid wooden floorboards and laminated floors: B12 (5.1 x 10mm) approx. 4 – 5m²

LAYING TIME

Up to 70 minutes

WORKING TEMPERATURE

Not below 15°C

PACKAGING

6kg



ARDEX AF 545 HEAVY DUTY EPOXY ADHESIVE

ARDEX AF 545 is a two-component easy to use water-resistant and flexible epoxy adhesive. Engineered with high strength ARDEX AF 545 is suitable for heavy static rolling loads and for dry and wet areas.

APPLICATION

Permanent internal and external application

SUBSTRATES

- Hardboard underlayment board approved to AS 2458
- Cementitious underlayment and concrete with less than 5.5% moisture content or 70% RH

FLOOR COVERINGS

- Commercial homogeneous sheet vinyl
- Linoleum
- Rubber tile floor coverings*

*Caution: contact ARDEX Technical Services

COVERAGE

Approx. 6m² per kg of mixed adhesive on a primed, smoothed substrate with 0.8 x 1.6 x 2.0mm U-notch trowel

SET UP TIME

Wet set - install immediately

WORKING TIME

Approximately 45 to 60 minutes

PACKAGING

4.5kg/set



ARDEX AF 962 PRESSURE SENSITIVE FLOORING ADHESIVE

Water-based, acrylic, pressure sensitive adhesive which contains no hazardous solvents. Superior tack provides high coverage which also speeds drying and allows for increased installation speed. The product is odourless when dry, free of hazardous organic solvents and low on VOC.

APPLICATION

Internal use, releasable or permanent installation

SUBSTRATES

- Concrete
- ARDEX self-levelling underlayments
- Wood
- Terrazzo
- Existing resilient floor coverings

FLOOR COVERINGS

- Vinyl-backed carpet tiles
- Vinyl Composition Tiles (VCT)
- Certain carpet pad / cushion underlay

COVERAGE

- Approx. 8-12m²/L using a short nap roller or smooth edge trowel
- 5-6.5m²/L when using A2 notched trowel

SET UP TIME

Approximately 30 – 60 minutes


LAYING TIME / WORKING TIME

- Within 24 hours, but varies based on job conditions, substrate, temperature and humidity
- Vinyl-backed carpet tile & VCT: adhesive should be tacky but not touch dry
- Carpet pad / cushion underlay: install immediately when wet

PACKAGING

15L

ARDEX AF 2270 CONDUCTIVE VINYL ADHESIVE



ARDEX AF 2270 is an acrylic dispersion, with additives, leg forming with special fibres to achieve a high conductivity with very low emission.

ARDEX AF 2270 is physiologically and ecologically safe when dry.

APPLICATION

Permanent internal application

SUBSTRATES

- The substrate must satisfy the requirements of DIN 18365, "Floor covering work"
- It must be level, permanently dry, firm, load-bearing, free from parting agents and cracks and also have a high tensile and compressive strength and must be prepared accordingly

FLOOR COVERINGS

- PVC coverings
- Textile coverings
- Rubber coverings up to 3.5mm
- Needle punched coverings
- Linoleum coverings

COVERAGE

- Approx. 300g/m² for PVC rolls and rubber coverings.
- Approx. 390g/m² for textile coverings and linoleum.


WORKING TIME

Apply the textile and linoleum coverings within 5 to 20 minutes into the wet adhesive bed, apply PVC and rubber coverings in the semi wet adhesive bed and press them in firmly. Smooth down again after approximately 30 minutes. Allow 24 hours before sealing the joints in the covering.

PACKAGING

18kg

ARDEX AF 2365 UNIVERSAL FLOORING ADHESIVE



ARDEX AF 2365 is water-based, low odour, solvent-free, acrylic, emulsion-based floor covering adhesive for internal use. The product has a Marine Certification and achieves the lowest possible emission limits.

APPLICATION

Permanent internal application

SUBSTRATES

- The substrate must satisfy the requirements of DIN 18365
- Subfloors must be level, permanently dry, solid and free from cracks, dirt and adhesion inhibiting substances

FLOOR COVERINGS

- LVT floorings
- Textile floorings with latex foam backing, synthetic double or jute backing
- Woven floorings
- Needle fleece floorings
- Linoleum
- Rubber floorings up to 2.5mm on absorbent subfloors
- Homogeneous and heterogeneous PVC floorings in planks and tiles
- Cushioned vinyl floorings

COVERAGE

- For CV Flooring: with A1 notched trowel up to 67m²
- Vinyl Tiles, Homogenous and Heterogenous PVC Sheet Floorcoverings, CV Floorcoverings, Rubber Floorcoverings: with A2 notched trowel up to 56m²
- Textile Floorcoverings: with B1 notched trowel up to 39m²
- Textile and Woven Floorcoverings with heavy structured backing Fibre Bonded: with B2 notched trowel up to 30m²

SET UP TIME / FLASH OFF TIME

Approximately 10 – 20 minutes

WORKING TIME


Approximately 20 – 30 minutes

PACKAGING

14kg

ARDEX AF 2575

SMP RESILIENT AND RUBBER FLOORING ADHESIVE



ARDEX AF 2575 is a ready to use zero VOC, low odour, wet bond MS Polymer based 1-component floor covering adhesive that cures under water for installation of floor coverings on absorbent and non-absorbent substrates. With very low emissions.

APPLICATION

- Permanent internal and external application
- Dry and wet areas

SUBSTRATES

They must be permanently dry, smooth, absorbent and level

FLOOR COVERINGS

- Homogeneous and heterogeneous PVC flooring sheets and tiles
- Luxury vinyl tile floor in planks and tiles
- Solid vinyl plank or tile
- Rubber flooring
- Outdoor floorings

COVERAGE

- LVT, Vinyl, CV Flooring, Rubber Flooring: with A1 notched trowel up to 23m²
- LVT, Vinyl, CV Flooring, Rubber Flooring: with A2 notched trowel up to 19m²
- Rubber Flooring with sanded back 3.2 : with B1 notched trowel up to 16m²

SET UP TIME / FLASH OFF TIME

Approximately 5 – 20 minutes

WORKING TIME

Approximately 35 minutes

PACKAGING

12kg

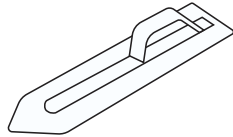
TOOLS AND ACCESSORIES

ARDEX compounds are the result of complex research and development. Each compound contains special resins, polymers, sands, cements and micro additives. ARDEX tools are designed to facilitate installation through accurate and complete mixing of ARDEX compounds. Incorrect mixing and application may result in segregation, poor bonding or product underperformance.

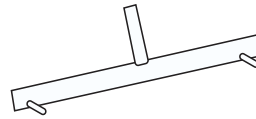
ARDEX tools and accessories include:



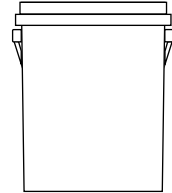
Water Gauging Bucket



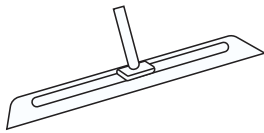
Hand Smoothing Trowel



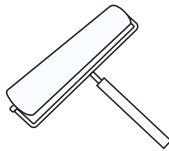
Thickness Gauging Rake



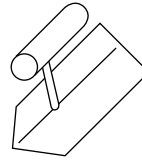
Clear Mixing Pail



Stand Up Trowel



Spike Roller



Trowel & Trowel Handle



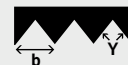
Mixing Paddle

A good adhesive adheres even better when used with the right application tools.

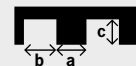
Trowel Notch Diagrams Include:

Notch	a in mm	b in mm	c in mm	Y in mm	Illustrations Actual Size
V	1.45	1.35	1.00	55.0	
V	1.6	1.6	1.6	—	
V	2.4	2.4	2.4	—	
V	3.30	3.70	3.25	55.0	
V	4.90	4.10	3.60	55.0	
V	7.90	6.10	5.00	60.0	
V	6.90	5.60	6.30	45.0	
S	0.10	4.20	3.35	60.0	
S	0.10	2.50	1.75	65.0	
S	0.2	2.8	4.7	—	
S	0.3	5.7	3.8	—	
U	2.0	1.6	0.8	—	

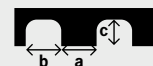
Triangular Notch
Special Shape S, pointed Notch



Rectangular Notch
Special P-Shape



Round Notch
Special U-Shape



The comment and specifications in this table are given to the best of our knowledge and comply with the state-of-art standards. They are of a non-obligatory advisory nature only and do not constitute and an expressed or implied warranty of any types.

The comment and specifications in this table are given to the best of our knowledge and comply with the state-of-art standards. They are of a non-obligatory advisory nature only and do not constitute and an expressed or implied warranty of any types.

TECHNICAL SUPPORT



ARDEX is committed to being the leading provider of technical support in the field. We believe our responsibility does not end with the manufacture of innovative, technically superior products. Therefore, our team of technical advisors works with contractors and specifiers, as well as with the ARDEX R&D team to provide solutions for specific applications. Some of these common solutions are published in ARDEX Technical Bulletins which are available on request. Contact our Technical Services Department for help with anything out of ordinary. If we don't already have the answer, we will certainly investigate.

ONGOING PROFESSIONAL DEVELOPMENT

Our industry, like any other, requires ongoing training to keep up with the changes in both the materials (tiles, concrete, substrates etc) and standard/legislation.

For flooring contractors, committed to providing a high level of workmanship, ARDEX can help you stay up to date and increase both your professionalism and productivity.

ARDEX workshops / trainings are designed to give you hands-on experience in addition to the theory. These workshops / trainings cover:

- Developing practical application skills in priming, ramping, smoothing and levelling
- Avoiding moisture failure by substrate moisture testing and moisture barrier installation
- Product technology to develop expertise in matching product to application, substrate, floor covering and balancing risk
- Specification of floor preparation systems for economical installation
- Discussion of floor covering standard including contractual obligations and responsibilities

Contact your local ARDEX office for information on our workshops/trainings

DISCLAIMER

The technical details, recommendations and other information contained in this catalogue are given in good faith and represent the best of our knowledge and experience at the time of printing. It is the responsibility of the user to conduct their own tests to validate the suitability of the products. It is also the responsibility of the user to ensure that the products are used and handled correctly and in accordance with any applicable standards, the product instructions and recommendations and only for the uses they are intended. As we have no control over site conditions and the execution of the work, we accept no liability for any loss or damage which may rise as a result thereof. We also reserve the right to update the information at any time without prior notice to you to reflect our ongoing research and development program.

Country specific recommendations, depending on local standards, codes of practice, building regulations or industry guidelines, may affect specific installation recommendations. The supply of our products and service is also subject to certain terms, warranties and exclusions, which may have already been disclosed to you in prior dealings or are otherwise available to you on request.

Singapore

ARDEX-QUICSEAL SINGAPORE PTE. LTD.

No. 7 Eunos Avenue 8A
Singapore 409460
Tel: +65 6861 7700
Fax: +65 6741 4666
Email: sales@ardex-quickseal.com

SINGAPORE PLANT

No. 26 Tuas Avenue 4
Singapore 639376
Fax: +65 6862 3381

Malaysia

ARDEX QUICSEAL MALAYSIA SDN. BHD.

No. 35-1, Jalan Puteri 2/3 Bandar Puteri,
47100 Puchong, Selangor Darul Ehsan
Tel: +603 8069 1139
Fax: +603 8052 3223
Email: sales@ardex-quickseal.com

MALAYSIA PLANT

No 15 Jalan Desa Tropika 2/2,
Taman Perindustrian Tropika,
81800 Ulu Tiram, Johor
Tel: +607 8620 833, +607 8620 633
Fax: +607 8620 793

Thailand

ARDEX (THAILAND) CO., LTD

969 2nd Floor Moo, 13, Soi 45, Bangna-Trad Road Bangkaew,
Bangplee, Samutprakarn 10540
Thailand
Tel: +66 2316 3069
Fax: +66 2316 3075
Email: sales@ardex.co.th

Vietnam

Mobile: +84 901 351 308
Email: sales@ardex-quickseal.com

www.ardex-quickseal.com



**FLOORING PRODUCTS AND
SUBSTRATE PREPARATION SYSTEMS**

https://ardex.com.sg/products_category/floor-levelling/

