



QUICSEAL 703

PVC Waterstop

Description

QUICSEAL 703 PVC Waterstops are extruded from a high grade PVC compound which is compliant to BS2571. It is designed to provide excellent durability, high tensile strength and elongation performance characteristics to prevent water penetration for both water retaining and water excluding structures. QUICSEAL 703 is available in straight lengths or as a factory-jointed intersection to minimise on-site jointing.

Typical Uses

QUICSEAL 703 PVC Waterstops are ideal for use as a centrally or externally placed water barrier in movement and construction joints in cast-in-situ concrete to provide lasting watertight seal in above or below grades construction for the following types of structures.

Water retaining structures

- Dams and spillways,
- Reservoirs, water treatment and sewage treatment plants,
- Swimming pools,
- Water tanks, bund walls

Water excluding structures

- Tunnels,
- Basements, underground car parks
- Retaining walls
- Suspended slabs, below ground slabs, roof slabs

Advantages

- Easy on site jointing
- Factory jointed intersection pieces available
- Full range of profiles to suite all requirements
- Pre-punched eyelets for easy and secure tying to reinforcement

Selection of Waterstop Size

The appropriate waterstop width depends upon the concrete thickness. The width of waterstop should not be greater than the thickness of the concrete.

Installation Instructions

Waterstops must be installed so that they are securely held in their position while the concrete is being placed. Concrete must be fully compacted around the waterstops to ensure that no voids or porous area remain.

The brass eyelets used for securing the waterstops are located outside the edge bulbs so as not to create water paths around the profile.

Centrally Placed Waterstops

Ensure that the waterstops are installed such that they are held securely in their correct position while the concrete is being placed. Concrete must fully compacted around waterstops to eliminate voids or honeycombing. Sufficient clearance must be provided in locations where reinforcement is present to allow proper compaction.

Externally Placed Waterstops

QUICSEAL externally placed profiles requires no fixing when placed on horizontal surfaces (ie. ground slabs where waterstop is supported by lean concrete). Lay the waterstop centrally over the location of the joint.

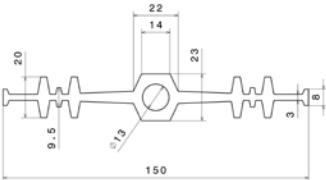
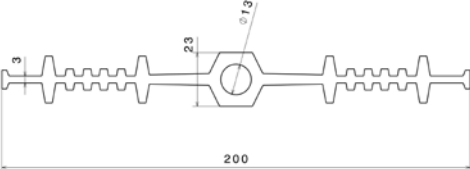
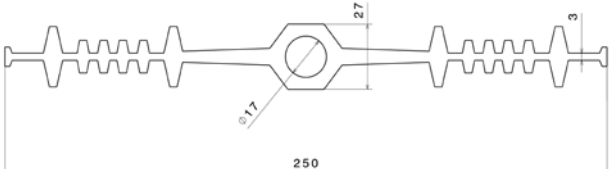
On vertical surface, fix QUICSEAL 703 onto the formwork vertically by nailing the waterstop to the formwork and allow the nail to protrude such that the waterstop will be held in position securely by the cured concrete when the formwork is struck.

Site Jointing Instructions

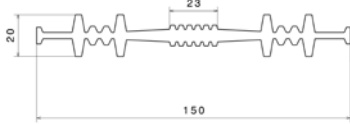
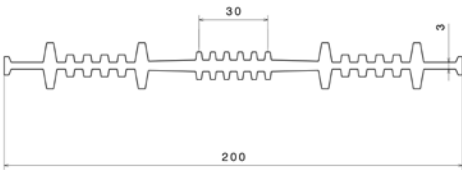
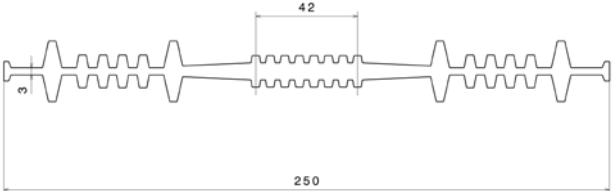
Jointing of QUICSEAL 703 PVC Waterstops Heat Welding Equipment. The ends to be joined are cut square and held in alignment. The ends are then pressed to both side of a special heated, until an even, molten bead of PVC appears around the section. The heated blade is then removed and the molten ends pressed fully together. The PVC cools to form a strong fusion welded joint.

QUICSEAL 703 PVC Waterstop Profiles

Centrally Placed Types

DESCRIPTION	PROFILE DIMENSIONS (W x L)	Product Code
 <p>Technical drawing of the CPE 150 profile. It shows a cross-section with a central hole of diameter 13 mm. The total width is 150 mm. The height of the central part is 22 mm, with a top flange of 14 mm. The profile has a thickness of 9.5 mm and a depth of 23 mm. The distance from the center to the end is 20 mm.</p>	150 mm x 20 mtr roll	CPE 150
 <p>Technical drawing of the CPE 200 profile. It shows a cross-section with a central hole of diameter 13 mm. The total width is 200 mm. The profile has a thickness of 9 mm and a depth of 23 mm.</p>	200 mm x 20 mtr roll	CPE 200
 <p>Technical drawing of the CPE 250 profile. It shows a cross-section with a central hole of diameter 17 mm. The total width is 250 mm. The height of the central part is 27 mm. The profile has a thickness of 9 mm and a depth of 23 mm.</p>	250 mm x 20 mtr roll	CPE 250

Centrally Placed Types

DESCRIPTION	PROFILE DIMENSIONS (W x L)	Product Code
 <p>Technical drawing of the CP 150 profile. It shows a cross-section with a total width of 150 mm and a thickness of 20 mm. The central part has a width of 23 mm.</p>	150 mm x 20 mtr roll	CP 150
 <p>Technical drawing of the CP 200 profile. It shows a cross-section with a total width of 200 mm and a thickness of 9 mm. The central part has a width of 30 mm.</p>	200 mm x 20 mtr roll	CP 200
 <p>Technical drawing of the CP 250 profile. It shows a cross-section with a total width of 250 mm and a thickness of 9 mm. The central part has a width of 42 mm.</p>	250 mm x 20 mtr roll	CP 250

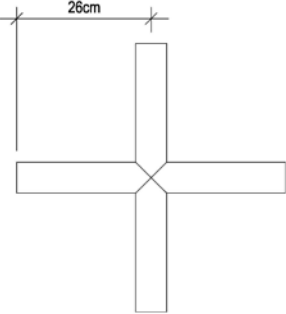
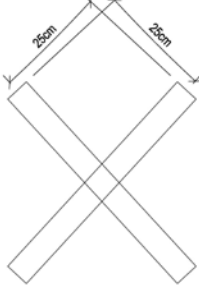
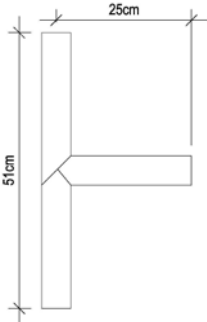
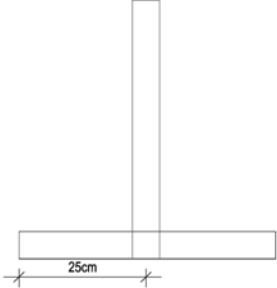
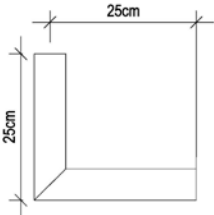

Externally Placed Types

DESCRIPTION	PROFILE DIMENSIONS (W x L)	Product Code
	150 mm x 20 mtr roll	EPE 150
	200 mm x 20 mtr roll	EPE 200
	250 mm x 20 mtr roll	EPE 250

Externally Placed Types

DESCRIPTION	PROFILE DIMENSIONS (W x L)	Product Code
	150 mm x 20 mtr roll	EP 150
	200 mm x 20 mtr roll	EP 200
	250 mm x 20 mtr roll	EP 250

Intersections

 <p style="text-align: center;">Flat X Joint</p>	 <p style="text-align: center;">Vertical X Joint</p>
 <p style="text-align: center;">Flat T Joint</p>	 <p style="text-align: center;">Vertical T Joint</p>
 <p style="text-align: center;">Flat L Joint</p>	 <p style="text-align: center;">Vertical L Joint</p>

Technical Data

Tensile Strength (MPa)	>13
Elongation at Break (%)	>300
Soluble Matter Loss at 23°C (%)	0.21
Water Absorption at 23°C (%)	0.44
Shore A Hardness	>85 ± 5

Storage

QUICSEAL 703 PVC Waterstops should be stored in a covered condition in its original, unopened packaging. The product has a shelf life of 60 months.

Health & Safety

Hot weld site jointing of PVC waterstop results in the release of hydrogen chloride and vapour. Thus, in confined places where ventilation is poor, use of suitable respirator or forced ventilation is recommended.

Important Notes

The information set forth herein is furnished free of charge in good faith and is based on technical data that QUICSEAL considers to be reliable. This information is intended for use by persons having technical skill and at their own discretion and risk. Information contained in this product sheet conforms to the standard detail recommendations and specifications for the installation of QUICSEAL products as of the date of publication of this document. QUICSEAL makes no other warranties and assumes no liability, expressed or implied, as to the architecture, engineering or workmanship of any project. To ensure that you are using the latest, most complete information, please contact QUICSEAL.

Reference No. 703/041122

ARDEX-QUICSEAL SINGAPORE PTE. LTD.
www.ardex-quicseal.com

QUICSEAL – the professional's choice of quality products and systems for building construction