



**SUBFLOOR PREPARATION • FLOOR LEVELLING • MOISTURE REMEDIATION •
TILE & STONE INSTALLATION CONCRETE RESTORATION & REPAIR •
CONCRETE WEAR SURFACES**

INSTALLATION QUOTIENT EDUCATIONAL FACILITIES

ARDEX, The Ultimate Partner

School building can play a vital role in shaping a stimulating learning environment. Thus the floors in school building have to withstand weather and constant movement. Sand, dirt and rain are common substances that leave traces at corridor of the school compound, whilst in the classroom, scuffing of shoes and constant movement of chairs and table that take their turn to abuse the floor.



ARDEX - Total Solution

ARDEX has firmly established its tenure in the educational sector, having provided flooring installation solutions for a wide array of schools and educational facilities throughout South East Asia and worldwide. ARDEX high performance products, expert technical support and unmatched customer service always receive an A+ for any type of flooring projects, including substrate preparation, moisture remediation, flooring and wear surface installations Project experience includes:

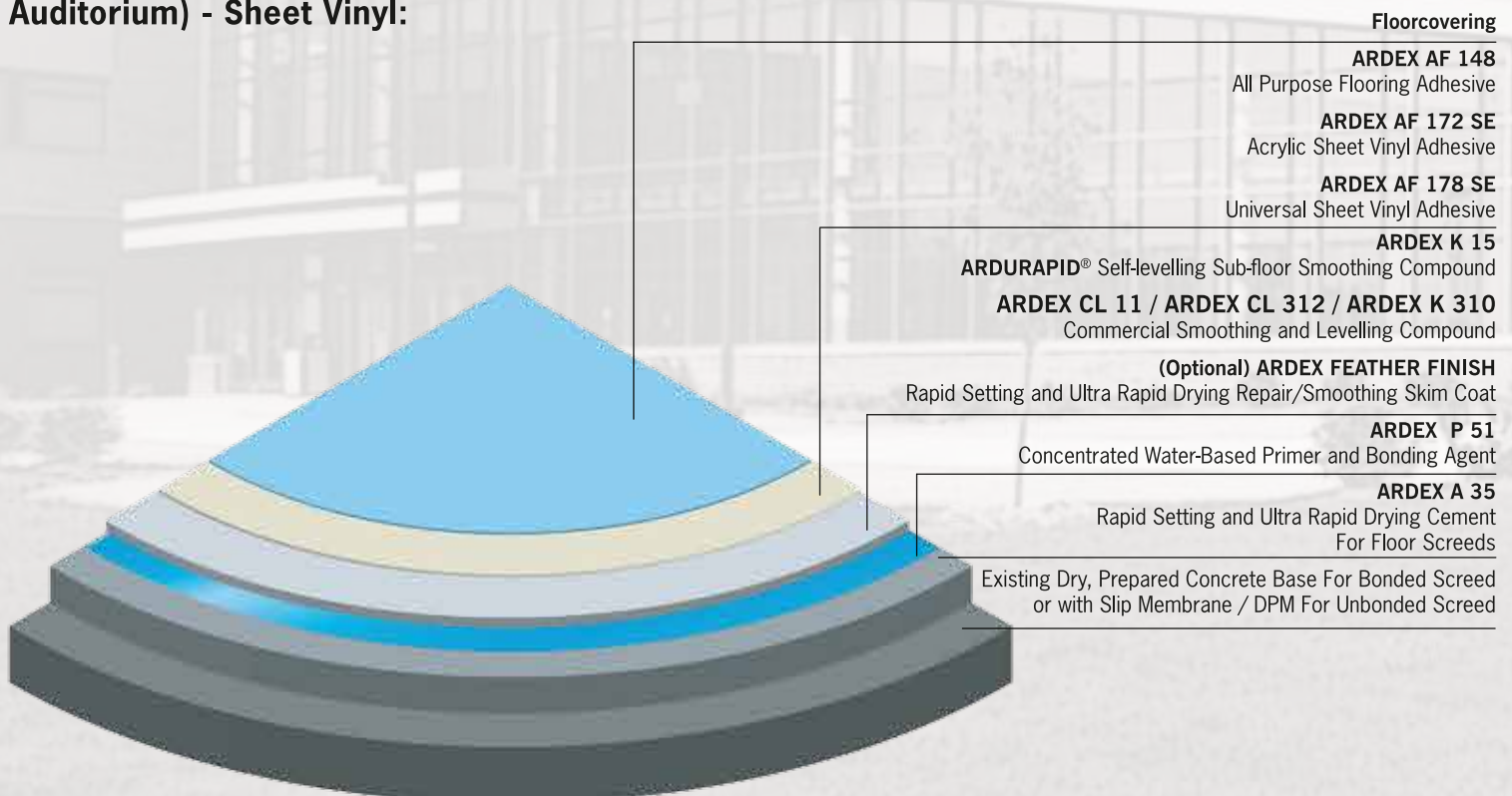
- Classrooms
- Gymnasiums / Multipurpose Halls
- Auditoriums
- Hallways
- Cafeterias
- Exterior Plazas & sidewalks

We have been providing specialized, fast-track solutions that get the job done right the first time, every time! Regardless that your installation is scheduled during the school session or on a holiday break, you can rest assured an installation with ARDEX system will be completed quickly and with minimal or no disruption to students and faculty.

Environmental Solutions

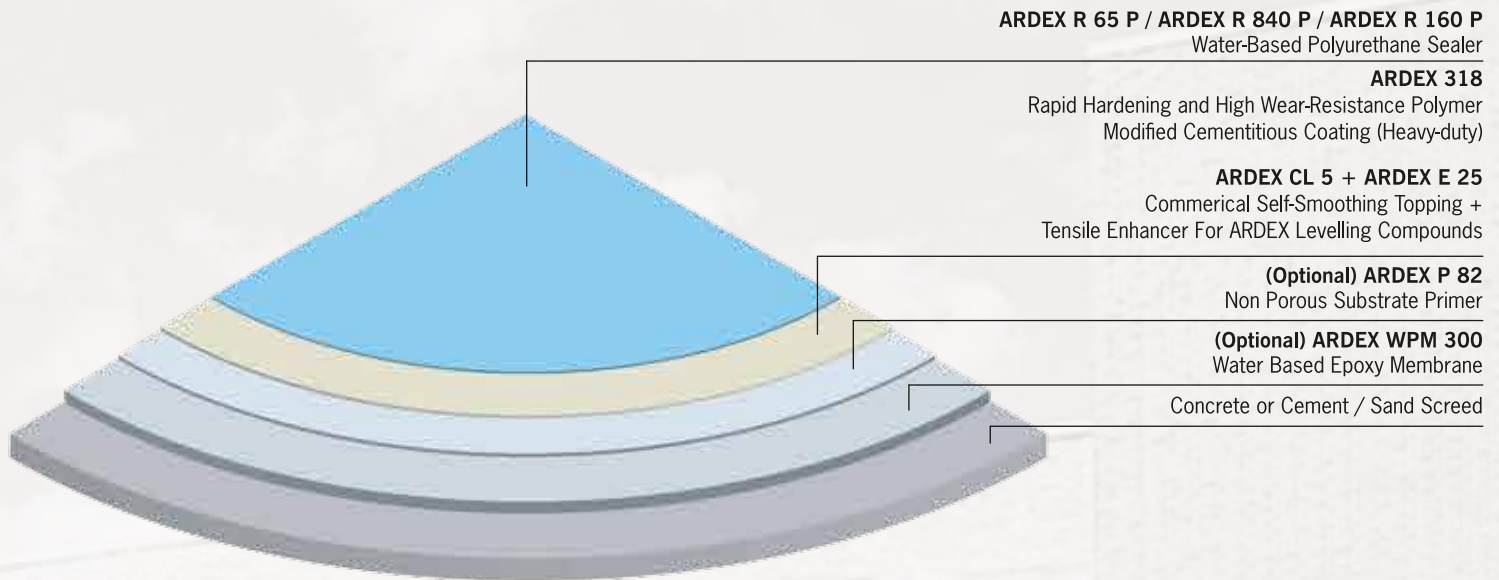
ARDEX High-performance, environmentally conscious products are the perfect solution for educational facilities. Most of our products have ultra-low VOC emissions. After installing carpeting or resilient flooring, students and faculty can typically return the next day without disruption.

Flooring system for (Classroom, Multipurpose Hall, Office, Laboratories, Computer labs and Auditorium) - Sheet Vinyl:



<p>STEP 1</p> <p>Floor – Preparation Use ARDEX A 35 as a floor screed with the required thickness.</p>	<p>STEP 2</p> <p>Primer - Preparation Ensure air bubbles does not rise through the subsequently applied sub-floor smoothing and levelling compound by using ARDEX P 51.</p>	<p>STEP 3</p> <p>Floor – Self levelling Use ARDEX K 15 or ARDEX CL 11 / ARDEX CL 312 / ARDEX K 310 to create a smooth, level and flat surface.</p> <p>Optional If thin smooth surface is required, applied ARDEX FEATHER FINISH at a minimal thickness.</p>	<p>STEP 4</p> <p>Floor Adhesive For long open time and to achieve excellent wet grab, use either ARDEX AF 148 or ARDEX AF 172 SE or ARDEX AF 178 SE.</p>
---	--	--	---

Flooring system for (School Yard, Foyer and Corridor) - Overlay:



STEP 1

Floor - Preparation (Optional)

Use 2 coats of ARDEX WPM 300 to prevent rising damp and the formation of efflorescence.

Use ARDEX P 82 as a bonding agent for application of ARDEX underlayment on dense and smooth substrate

STEP 2

Floor - Wear-surface topping

Use ARDEX A 318 to create slip resistant surface with the thickness of 3 - 6 mm and able to resist the effects of sun, rain, heat or even cold.

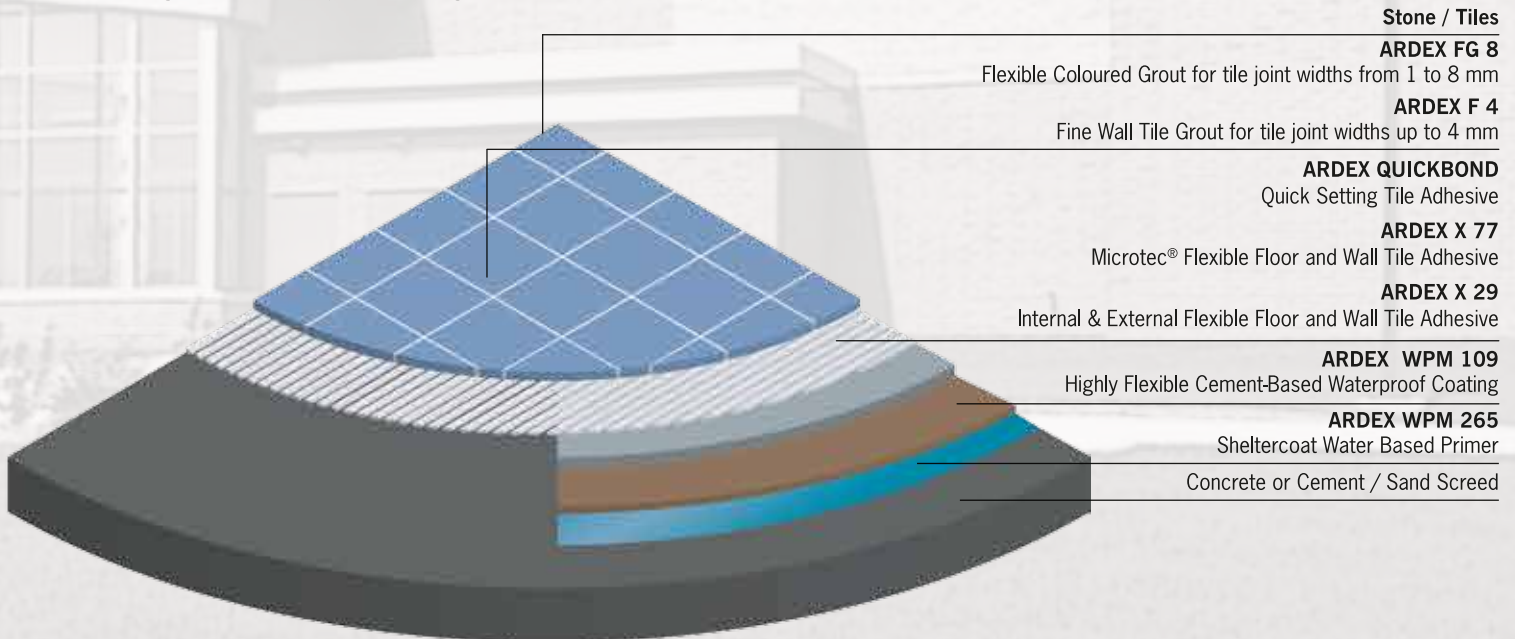
or ARDEX CL 5 + ARDEX E 25 to create a smooth, level and flat surface.

STEP 3

Waterbased Sealer

Use ARDEX R 65 P / ARDEX R 840 P / ARDEX R 160 P over ARDEX Topping to improved water resistance and stain resistance.

Flooring system for (Lavatory and Cafeteria) - Tiling to concrete or cement / sand screed tile :



STEP 1

Primer - Preparation

Use ARDEX WPM 265 to create positive bond between substrate and waterproofing coatings.

Use 2 coats of ARDEX WPM 109 to achieve a waterproofing layer.

STEP 2

Tile Adhesive

For long open time and adjustability time, use ARDEX X 29 or ARDEX X 77 high strength flexible adhesives.

OR

Use ARDEX QUICKBOND for fast drying and grouting after 2.5 hours, suitable for floor and wall tiling.

STEP 3

Tile Grout

To ensure colour consistent, excellent workability and smooth finish, use ARDEX FG 8 that is able to grout up to 8 mm width.

ARDEX F 4 are use on wall only with the joint widths up to 4 mm.

IMPORTANT NOTE:

Variations in site conditions including porosity, air movement and temperature, humidity, substrate temperature and moisture, priming, substrate smoothness will alter coverage, set up time and working time.

For further information and advice please contact our Sales / Technical Services Department.

PREPARATION



ARDEX P 51

- Low odour and solvent free
- Minimises air bubbles rising through levelling compounds and porous surfaces
- Multipurpose and easy to use



ARDEX P 82

- Solvent Free
- Non flammable
- Non toxic
- Non-explosive



ARDEX WPM 265

- Create a positive bond between the substrate and most waterbased coatings
- Can be used on substrates like new and old concrete, timber and compressed fibre boards



ARDEX A 35

- Rapid hardening - walkable in 3 hours
- Apply as a bonded, unbonded or floating screed
- Can be pumped for fast application

FLOOR PROTECTION SEALER



ARDEX R 65 P / ARDEX R 840 P / ARDEX R 160 P

- Improved water resistance
- One coat application
- Minimal visual appearance
- To protect and seal ARDEX topping floors

WATERPROOFING



ARDEX WPM 109

- Flexible & Elastic, can bridge over cracks
- Ability to withstand heavy topping without fracture
- Excellent adhesion to sound substrate
- Durable and UV resistant
- Low VOC



ARDEX WPM 300

- Can be readily applied to damp surfaces, saturated surface dry condition
- Safe to use in sensitive locations (e.g. around food or habitable areas) and environmentally friendly
- Easy clean-up using water
- Non-flammable & negligible odour

FLOORING : Levelling Compound



ARDEX K 15

- Rapid hardening - walkable in approximately 2 hours
- Rapid drying - receives floorcovering within 24 hours
- Strong - high compressive strength

RAPID SOLUTION



ARDEX CL 11 / ARDEX CL 312 / ARDEX K 310

- Fast drying for early utilisation
- Durable - excellent surface hardness
- No surface grinding required - readily receives adhesives
- High compressive strength formulation



ARDEX CL 5

- High strength cementitious topping material
- For thickness of 3 - 10mm in one application
- Protein Free



ARDEX E 25

- For use with self-levelling sub-floor smoothing compound
- Impart great strength and durability



ARDEX 318

- Rapid setting
- Excellent skid, abrasion, impact and weathering resistance
- Excellent adhesion to concrete
- High flexural and compressive strength



ARDEX FEATHER FINISH

- Floorcovering can be installed after as little as 15 minutes
- Easy to mix and apply
- Can be applied at a minimal thickness if a thin smooth surface is required

FLOORING : Adhesive



ARDEX AF 148

- Dispersion based
- Long working time up to 120 mins
- Excellent spread rate 7 m²/kg
- Can be used semi-wet and pressure sensitive



ARDEX AF 172 SE

- Solvent free low VOC and user friendly
- Outstanding initial grab
- Easy to spread



ARDEX AF 178 SE

- Water based acrylic co-polymer blend
- Long working time of 60 minutes
- Fast setup - start installation faster
- Superior plasticizer migration resistance
- Excellent workability and user friendly

TILE ADHESIVES



ARDEX X 29

- Long open time and adjustability time
- High adhesion strength
- Non-slip, water resistant



ARDEX X 77

MICROTEC TECHNOLOGY

- Double extended open time and slump resistance
- Ideal for swimming pools and wet area
- Excellent application properties and high yield



ARDEX QUICKBOND

- Fast setting properties - grout after 2 hours
- Minimal shrinkage - reduces stress on tiles
- Ideal for natural stone, mosaic, porcelain

GROUTS



ARDEX FG 8

- Reduce trapped dirt - smooth finish, flush joints
- Mold resistant and water repellent
- Grout joint up to 8mm wide



ARDEX F 4

- Fine textured grout that is easy to apply and clean off
- For use on walls
- Grout joint up to 4mm wide

DISCLAIMER

The details, recommendations and other information contained in this brochure are given in good faith and represent the best of our knowledge and experience at the time of printing. It is your responsibility to ensure that our products are used and handled correctly and in accordance with any applicable government standard, our instructions and recommendations and only for the uses they are intended. We also reserve the right to update information without prior notice to you to reflect our ongoing research and development program.

Country specific recommendations, depending on local standards, codes of practice, building regulations or industry guidelines, may affect specific installation recommendations.

The supply of our products and services is also subject to certain terms, warranties and exclusions, which may have already been disclosed to you in prior dealing or are otherwise available to you on request. You should familiarise yourselves with them.

ARDEX SINGAPORE PTE LTD

26 Tuas Avenue 4, Singapore 639376
Tel +65 6861 7700 • Fax +65 6862 3381
sales@ardex.com.sg • www.ardex.com.sg

ARDEX MANUFACTURING SDN BHD (669180-X)

No. 19-1, Jalan Puteri 2/2, Bandar Puteri
47100 Puchong, Selangor Darul Ehsan, Malaysia
Tel +603 8060 1139 • Fax +603 8060 0719 • Email sales@ardex.com.sg

ARDEX (THAILAND) CO., LTD

969 Moo 13, Soi 45, Bangna-Trad Road
Bangkaew, Bangplee, Samutprakarn 10540, Thailand
Tel +66 2316 3069 • Fax +66 2316 3075 • Email sales@ardex.co.th

VIETNAM

HP +84 901 351 308
Email sales@ardex.com.sg